

# Marketing Guide 2022/23 Snowboard Alpine



# Table of Content

## 1. Contacts

## 2. General Marketing Information

2.1 FIS Snowboard World Cup Sponsors

2.2 Responsibilities FIS

2.3 Responsibilities National Ski Association (NSA) / Local Organizing Committee (LOC)

## 3. Snowboard World Cup Venue

3.1 Start and Finish Area

3.1.1 Start

3.1.2 Finish – PAR

3.1.3 Exit Gate

3.1.4 Presentation Backdrop

3.1.5 Placement Exit Gate and Presentation Backdrop

3.2 Banners

3.3 Gate flags

3.4 Award Ceremony

3.5 Video wall

3.6 Inflatables

3.7 Beach Flags

# Table of Content

## 4. Bib Numbers

4.1 General Information

4.2 Starting Bib

4.3 Leader Bib

4.4 Team Bib

4.5 Approval of Bibs

## 5. TV, Web and Print Materials

5.1 Use of Snowboard World Cup Logo

5.1.1 General Guidelines for use of Logo

5.1.2 Official Snowboard World Cup Titles

5.2 Snowboard World Cup Promotional Material

5.3 TV and Web

## 6. Hospitality

6.1 Promotional and Hospitality Activities

# 1. Contacts

## **FIS International Ski & Snowboard Federation**

Blochstrasse 2  
CH- 3653 Oberhofen  
Switzerland  
Tel.: + 41 33 244 61 61  
Fax: + 41 33 244 61 71

### **Uwe Beier**

Race Director Snowboard Alpine & Cross  
Tel.: +49 171 680 0093  
@: beier@fisski.com

### **Peter Krogoll**

Assistant Race Director Snowboard  
Tel.: +43 650 3053325  
@: klaus.waldner@fisski.com

### **Kathrin Hostettler**

Freestyle Skiing & Snowboard Assistant  
Tel.: + 41 33 244 61 65  
@: hostettler@fisski.com

### **Nicolas Rodigari**

Project Manager Alpine, Freestyle Ski and  
Snowboard  
Tel.: +39 3201539523  
@: rodigari@fisski.com

### **Sibylle Bühner**

Marketing Assistant  
Tel.: +41 33 244 61 25  
@: buehrer@fisski.com

### **Andi Marugg**

Head of Activation  
Tel: +41 78 692 88 11  
@: marugg@fisski.com

## 2. General Marketing Information

### 2.1 FIS Snowboard World Cup Sponsors

#### **Branch Exclusivity of FIS Sponsors**

The FIS Snowboard World Cup Sponsors have branch exclusivity within their product category. The National Ski Association (NSA) / Local Organizing Committee (LOC) assures that no competing companies are present with their branding in any commercial or public area of the event.

- Title Sponsor (open)
- Data and Timing Sponsor (open)

#### **FIS Snowboard World Cup Sponsor Rights**

The FIS Sponsors have the right to promote their products and services on site during the events at no extra cost.

### 2.2 Responsibilities FIS

To define the advertising rules and guidelines for marketing and implementation of sponsor rights. FIS has an overview of all marketing related issues whereas at the event the Race Director is the main contact person.

### 2.3 Responsibilities National Ski Association / Local Organizing Committee

The National Ski Association (NSA) / Local Organizing Committee (LOC) has to provide the necessary preparation of the sponsor area inside the TV-range in prior consultation with the FIS Race Director. In addition the NSA / LOC is responsible for a clean appearance of the sponsors outside of the TV-range.

### 3. FIS Snowboard World Cup Venue

#### 3.1 Start and Finish Area

FIS may, but is not obliged to provide the start and finish installation. The NSA must inform FIS about the need of such installations 90 days prior to the event. The NSA is responsible to organize and set up the start and finish installations in collaboration with the Race Director.

If there is a need for modification on the various start and finish installations this has to be discussed with FIS.

The Title Sponsor has the exclusive right for the design of the frame and backdrop of all start and finish installations including the Exit Gate and further installations.



### 3.1.1 Start Parallel GS/SL



#### The advertising space is allocated as follows:

Title Sponsor:	2x (2m x 1m)
NSA Sponsor:	2x (1m x 1m) 1x (4m x 1m) 2x on Start Gate
Data and Timing:	2x (1m x 0.5m)
Resort:	1x (2.5m x 0.6m)

#### **Technical Information:**

Size Start: 16m wide x 4m high x 3m deep.

#### **Requirements NSA:**

- Flat start area of minimum 16m wide x 8m deep for start installation set up
- Electrical socket (220V)
- Necessary Velcro type of NSA / Sponsor advertising patches: Scratchy / Hook

### 3.1.1 Start Backdrop

Front side perspective



Side perspective



Back side perspective



The advertising space is allocated as follows:

Resort: 2x (2m x 1m)

#### **Technical Information:**


Size Start Backdrop: 16m wide x 4m high x 4m deep.

#### **Requirements NSA:**

- Flat start area of minimum 16m wide x 8m deep for start installation set up
- Electrical socket (220V)



### 3.1.2 Finish Tower - PAR



The advertising space is allocated as follows:

#### **Finish Tower consists of 2 sides (front side / back side)**

Title Sponsor:	4x (4m x 1m)
NSA Sponsor:	4x (1.2m x 1m)
Data and Timing:	4x (1.2m x 0.4m)
Resort:	4x (1.2m x 0.4m)

#### **Technical Information:**


Size per Tower: 4.5m wide x 4m high x 0.5m deep

#### **Requirements NSA:**


- Electrical socket (220V)
- Necessary Velcro type of NSA / Sponsor advertising patches: Scratchy / Hook
- B-Net which covers backside of the towers
- Distance between the finish towers will be defined in close cooperation with the FIS Technical Delegate
- Clean finish line area must be ensured

### 3.1.2 Finish Divider - PAR

Front side perspective



Back side perspective



Example image (front side)



The advertising space is allocated as follows:

**Finish Divider consists of 2 sides (front side / back side)**

NSA Sponsor: 4x (1.4m x 0.5m)

Resort: 2x (1.4m x 0.5m)

#### Technical Information:

Size Divider: 1.5 wide x 2m high x 0.8m deep

#### Requirements NSA:

- Electrical socket (220V)
  - Necessary Velcro type of NSA / Sponsor advertising patches: Scratchy / Hook
  - Distance between the finish towers will be defined in close cooperation with the FIS Technical Delegate
  - Clean finish line area must be ensured
- Please note that the towers cannot be affixed with ropes due to safety reasons

### 3.1.3 Exit Gate



#### The advertising space is allocated as follows:

Title Sponsor (40%):	17x (0.25m x 0.13m)
NSA Sponsor (40%):	17x (0.25m x 0.13m)
Resort (20%):	8x (0.25m x 0.13m) 1x (1.8m x 0.4m)

#### **Technical Information:**

Size Exit Gate: 3.6m wide x 2m high x 1.5m wide x 0.3m deep

#### **Requirements NSA:**

- Flat area of 4m wide x 1m deep in the finish area
- Electrical socket (220V)
- Necessary Velcro type of NSA / Sponsor advertising patches: Scratchy / Hook

### 3.1.4 Presentation Backdrop



The advertising space is allocated as follows:

Title Sponsor (40%):	14x (0.25m x 0.13m)
NSA Sponsor (40%):	14x (0.25m x 0.13m)
Resort (20%):	8x (0,25m x 0,13m) 1x (2m x 0.4m)

#### **Technical Information:**

Size Presentation Backdrop: 3.5m wide x 2.5m high x 0.3m deep

#### **Requirements NSA:**

- Flat area of 4m wide x 1m deep in the finish area
- Electrical socket (220V)
- Necessary Velcro type of NSA / Sponsor advertising patches: **Scratchy / Hook**

### 3.1.5 Placement Exit Gate and Presentation Backdrop





## 3.2 Banners

### Banners on Course and in Finish Area

The bannering on course and in the finish area is allocated as follows:

- 100% NSA Sponsor

Advertising banners may not exceed 8m width and 1,5m in height.

### Platinum Circle

- 100% NSA
- Max. height 0,25m

### Advertising above the Course

- Per event, one event sponsor advertising above the course or an arch in one position is allowed. Max. height 6m, min. width 15m.
- Position of this advertising must be agreed with the FIS Race Director.

### Banners on Functional Buildings

Advertising on the functional buildings is allocated as follows:

- 100% NSA

### Banner on Last Jump

- The advertising space on the last jump is allocated as follows: NSA Sponsor
- Position of this advertising must be agreed with the FIS Race Director

### 3.3 Gate Flags



#### Requirements NSA:

The NSA is responsible for the production of the Gate Flags according to the ICR. Flex Pole Stubbie (short & long) need to be provided by NSA.

Colours of flags: Red and Blue (If you wish to use other colours please contact the Race Director)

On the gate flags it shall be permitted to identify (name or logo) the locality and/or a sponsor. However, this identification must be printed on both sides.

Advertising possibilities are allocated as follows:  
100% NSA

#### Sizes:

Only PGS sizes are used for all disciplines (PSL & SBX).

Triangular gate flags (banners / panels) may be used with the following sizes. (Slight variations from the following dimensions will be acceptable).

Base length: 130 cm

Height long side: 110 cm


Height short side: 45 cm

**Resort Logo:** 40 cm x 20 cm

**NSA Sponsor Logo:** 80 cm x 20 cm

The exact amount of Gate Flags depends on the individual course.  
Please contact the Race Director for information.

### 3.4 Award Ceremony



The advertising on the podium is allocated as follows:

1 <sup>st</sup> position: Title Sponsor:	1x (0.5m x 0.2m)
2 <sup>nd</sup> position: Resort:	1x (0.5m x 0.2m)
3 <sup>rd</sup> position: Resort:	1x (0.5m x 0.2m)

#### **Technical Information:**

Size Podium: 3.5m wide x 2.5m high x 0.3m deep

#### **Requirements NSA:**

- Flat area of 4m wide x 1m deep in the finish area
- NSA / Sponsor / Resort advertising patches: Magnetic

#### **Placement**

The placement of the podium and the ceremony wall shall be determined by the FIS Race Director in cooperation with the Local Organizing Committee based on the best possible TV exposure.

### 3.4 Award Ceremony



#### Ceremony wall sponsor identifications:

Title Sponsor (40%):	28x (0.25m x 0.13m)
NSA Sponsor (40%):	28x (0.25m x 0.13m)
Resort (20%):	14x (0.25m x 0.13m) 1x (2m x 0.4m)

#### Technical Information:

Size Ceremony Wall: 6m wide x 3m high x 0.3m deep

#### Requirements NSA:

- Electrical socket (220V)
- Necessary Velcro type of NSA / Sponsor advertising patches: Scratchy / Hook

### 3.5 Video Wall



#### Advertising Spot on big screen

The Title Sponsor and the Data and Timing Partner each shall have the possibility to show a 30 second advertising spot on the big screen at the FIS SB World Cup event. The advertising spots of the sponsor shall be shown several times before, in between and after the races (aired at least 5 times per event day with at most 2 hours between airings).

Please communicate specifics about the necessary video spot format to FIS **20 days** prior to the event.

**The video wall is mandatory for every race and must be organized and provided by the NSA.**

Advertising possibilities on the video wall are allocated as follows:

- 100% NSA



## 3.6 Inflatables

### Inflatables

Inflatables are allowed within the TV area and the surrounding venue areas.

Advertising possibilities are allocated as follows:

100% NSA

The number of inflatables are restricted to a maximum of 6 per competition in Alpine Snowboard and SBX events.

### Technical Information:

PVC-inflatable

Size: max. height 6m and max. width 5m

### Requirements NSA:

Electrical socket 220V, in position TBD together with the Race Director.



## 3.7 Beach Flags



### Beach Flags

Beach flags are allowed within the TV area and the surrounding venue areas. Position of this advertising must be agreed with the FIS Race Director due safety reasons.

Advertising possibilities are allocated as follows:

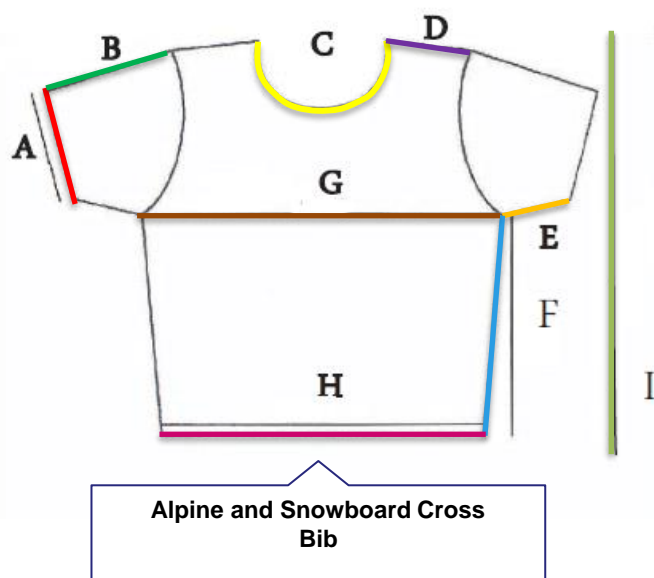
25%	Title Sponsor
75%	NSA

### Requirements NSA:

Although there is not a limitation in the amount of beach flags this should not lead to an overload both on the course and in the finish area. The setup of beach flags should follow high-quality and premium criteria.

## 4. Bib Numbers

### 4.1 General Information



Dimensions FIS Snowboard Bibs			
in cm	Alpine Women	Alpine Men	SBX Quali
A	18	20	19
B	15	20	23
C	20	20	20
D	10	13	13
E	6	10	11
F	26	28	29
G	45	50	50
H	30	35	40
I	50	55	55

## 4.2 Starting Bib Alpine



### Starting Bib

- Official FIS Snowboard World Cup logo incl. the Title Sponsor on the upper left side (when wearing the bib) max. size of logo: 6cm x 6cm
- Official FIS logo on the upper right side (when wearing the bib) max size of logo: 6cm x 6cm
- NSA Sponsor above number: Maximum height 20 cm
- NSA Sponsor below the resort on the bottom of bib: Maximum height 8cm
- Resort: Maximum height of the resort logo is 10cm
- Height of number: 12cm
- Advertising space on the sleeves: 60cm<sup>2</sup>

### Technical Information:

The Bibs are produced and provided by the NSA

The costs have to be borne by the NSA

### 4.3 Leader Bib (yellow) - World Cup Leader Bib (Event Leader)



The World Cup Leader (Event Leader) will wear a yellow leader bib:  
This bib will be produced by the NSA.

The advertising on the leader bib is allocated as follows:

- Official FIS Snowboard World Cup logo incl. Title Sponsor on the upper left side (when bib is worn) max. size of logo: 6cm x 6cm
- Official FIS logo on the upper right side (when bib is worn) max. size of logo: 6cm x 6cm
- NSA Sponsor: Maximum height 20 cm
- Title Sponsor logo in the middle of the bib: Maximum height 12cm
- Resort the maximum height of the logo is 10cm
- Advertising space on the sleeves: 60cm<sup>2</sup>

#### Technical Information:

The layout of the bib must be in accordance with the FIS Advertising Rules.  
The size of the bibs must be in accordance with the guidelines set forth in the FIS Specifications for Equipment rules.

Leader Bibs must be provided in duplicate  
The bibs are produced and provided by the NSA  
The costs have to be borne by the NSA



## 4.4 Leader Bib (orange) - Overall PAR



**Leader Bib for the Overall Leader of  
PSL-PGS**

The Overall Alpine Snowboard Leader will wear an orange leader bib:

This bib will be produced by the NSA.

The advertising on the leader bib is allocated as follows:

- Official FIS Snowboard World Cup logo incl. Title Sponsor on the upper left side (when bib is worn) max. size of logo: 6cm x 6cm
- Official FIS logo on the upper right side (when bib is worn) max. size of logo: 6cm x 6cm
- NSA Sponsor: Maximum height 20 cm
- Title Sponsor logo in the middle of the bib: Maximum height 12cm
- Resort the maximum height of the logo is 10cm
- Advertising space on the sleeves: 60cm<sup>2</sup>

### **Technical Information:**

The layout of the bib must be in accordance with the FIS Advertising Rules.

The size of the bibs must be in accordance with the guidelines set forth in the FIS Specifications for Equipment rules.

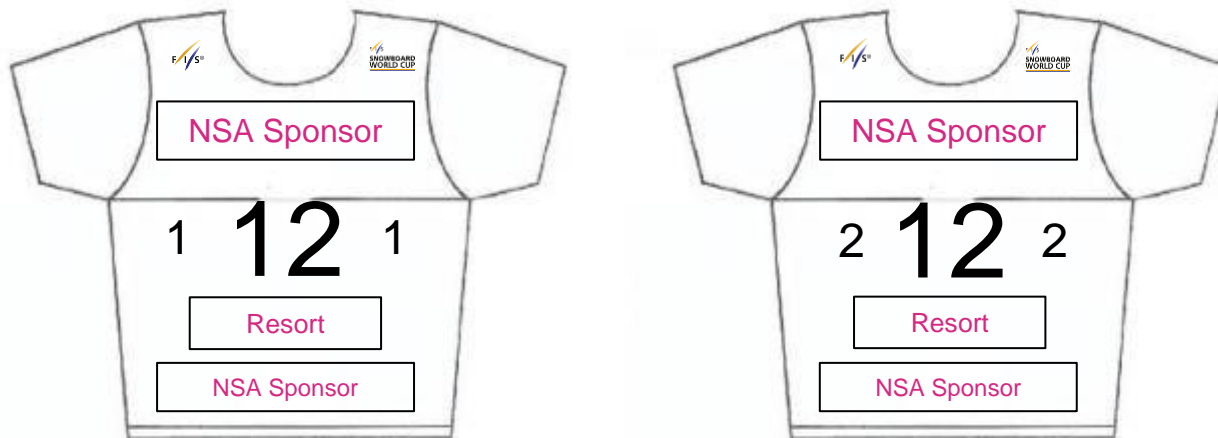
The Pantone colour is 021c

Leader Bibs must be provided in duplicate

The bibs are produced and provided by the NSA

The costs have to be borne by the NSA

## 4.5 Team Bib PSL-PGS



To identify the two different team members both bibs must have a small «1» or «2» next to the bib number. Ideally already printed as under different weather conditions stickers might not have the effect as preferred.

For instance: There should be a team bib **1<sup>1</sup>** and **1<sup>2</sup>**, team bib **2<sup>1</sup>** and **2<sup>2</sup>**, ...

### Starting Bib

- Official FIS Snowboard World Cup logo incl. the Title Sponsor on the upper left side (when wearing the bib) max. size of logo: 6cm x 6cm
- Official FIS logo on the upper right side (when wearing the bib) max size of logo: 6cm x 6cm
- NSA Sponsor above number: Maximum height 20cm
- NSA Sponsor below the resort on the bottom of bib: Maximum height 5cm
- Resort: Maximum height 10cm
- Height of number: 12cm
- Height of Team number: 8cm
- Advertising space on the sleeves: 60cm<sup>2</sup>

### Technical Information:

The bibs are produced and provided by the NSA  
The costs have to be borne by the NSA

## 4.6 Approval of Bibs

The NSA is responsible for producing and providing the starting and leader bib.

The starting and leader bib must conform to the guidelines.

Please send the layout of the competition bib to FIS for approval at least 10 days before production.

Kathrin Hostettler  
@: [hostettler@fissski.com](mailto:hostettler@fissski.com)  
Tel.: +41 33 244 61 65

and

Andi Marugg  
@: [marugg@fissski.com](mailto:marugg@fissski.com)

## 5. TV, Web and Print Material

### 5.1 Use of the FIS Snowboard World Cup Logo and Swiss Timing Logo

The use of the official FIS Snowboard World Cup logo is subject to a set of guidelines as outlined on the next page. This logo is part of the corporate identity of the International Ski Federation (FIS). The FIS Snowboard World Cup logo is a registered trademarks of FIS.

The Local Organizing Committees are not allowed to bring the official World Cup logo in connection with any other sponsor other than the FIS World Cup Title Sponsor.



FIS Snowboard WC Logo

- a) Horizontal Version
- b) Vertical Version

## 5.1.1 General Guidelines for the use of Logo

### **Size**

As a rule of thumb the official FIS Snowboard World Cup logo must cover 5% of the overall surface of any promotional tool it is placed on. In any case the size of the logo may not be smaller than 30 mm (width for the portrait) version of the logo.

### **Logo context , frame, position, dimension**

The integrity of the official logo must be secured through appropriate context. The official logo may not be overshadowed by other word marks or logos. Similar but unrelated marks may not be used in the same context to avoid establishing an inappropriate relationship.

In general use, the logo is without a frame and should be positioned horizontally. As a rule, the logo is two-dimensional. The colored logo should be used on a white background. In case the logo needs to be positioned on a colored background, the solid white version must be used.

## 5.1.2 Official FIS Snowboard World Cup Titles

English:	FIS Snowboard World Cup
German:	FIS Snowboard Weltcup
French:	FIS Coupe du Monde de Snowboard



## 5.2 FIS Snowboard World Cup Promotional Material

### Event advertising material and roll-ups

The following must be included on all event advertising / promotional material:

- Official FIS Snowboard World Cup logo
- Official World Cup title “FIS Snowboard World Cup”
- Swiss Timing Logo with the title “Official Timekeeper of the FIS Snowboard World Cup”



Event related promotional materials include, but are not limited to:

- Posters
- Programs
- Invitations
- Accreditation
- Start and result lists

### Approval

All event related print materials must be sent to FIS a minimum of 10 days before production for approval. Please send to:

Kathrin Hostettler  
[hostettler@fisski.com](mailto:hostettler@fisski.com)

and

Andi Marugg  
[marugg@fisski.com](mailto:marugg@fisski.com)

## 5.3 TV and Web

### **TV Graphics**

The FIS Title Sponsor and Data and Timing Partner is entitled to have its logo included in the FIS Snowboard World Cup TV Graphics.

### **Local Organizer's website**

All FIS Snowboard World Cup Organizers are obliged to include the FIS Snowboard World Cup logo and official WC title "FIS Snowboard World Cup" on their website.

If you would like to promote your event or have information to contribute to the website please contact:

Chad Buchholz (buchholz@fisski.com), Mateusz Kielpinski ([kielpinski@fisski.com](mailto:kielpinski@fisski.com)) or Stephanie Hartl (hartl@fisski.com)

---

## 6. Hospitality

### 6.1 Promotional and Hospitality Activities

The Title Sponsor has the opportunity for promotional and hospitality activities at all events. Details are to be communicated by FIS.