

Coop FIS Cross Country World Cup

Marketing Guide 2019/2020



tbc



Table of contents

1. Contacts

2. General marketing information

2.1 FIS Cross Country World Cup Sponsors

2.2 Responsibilities FIS

2.3 Responsibilities FIS Marketing AG

2.4 Responsibilities National Ski Associations (NSAs)

3. FIS Cross Country World Cup venue

3.1 Start and finish area

3.1.1 Start

3.1.2 Finish

3.2 Advertising in stadium

3.3 Advertising on course

3.4 Event dressing

3.5 Award ceremony

3.6 Interview/Leader backdrop

3.7 Press conference backdrop

3.8 Video wall

4. Bib numbers

4.1 General information

4.2 Starting bibs

4.3 Leader bibs

4.4 Leg bibs

4.5 Athletes' training, Warm-up & Forerunner bibs

4.6 Service bibs

5. TV, Web and print material

5.1 Use of Cross Country World Cup logo

5.1.1 General guidelines for use of logo

5.1.2 Official FIS World Cup titles

5.2 FIS Cross Country World Cup promotional material

5.2.1 Design guidelines

5.3 TV and Web

6. Hospitality

6.1 Accreditation

6.2 VIP tickets

7. Organizers checklist

7.1 Marketing material for NSA and FIS Sponsors

7.2 Requirements of FIS and FIS Marketing AG

7.3 Technical infrastructure and power supply

7.4 Ideas for LOC websites

8. Application instructions

9. FIS Cross Country World Cup production checklist

1. Contacts

FIS International Ski Federation

Blochstrasse 2
CH- 3653 Oberhofen
Tel.: + 41 33 244 61 61

Pierre Mignerey

Race Director
Mob.: + 33 6 76 92 78 23
@: mignerey@fisski.com

Michal Lamplot

Assistant Race Director
Mob.: + 41 79 260 7573
@: lamplot@fisski.com

Sandra Spitz

Event Coordinator Cross Country
Technical Operations Manager Nordic
Mob.: + 41 79 305 29 59
@: spitz@fisski.com

Doris Kallen

Media Coordinator
Mob.: + 41 79 425 21 02
@: kallen@fisski.com

Annemarie Friedrich

Nordic Assistant
Office: + 41 33 244 61 64
@: friedrich@fisski.com

Josephine Aschhoff

Administrator Nordic
Office: + 41 33 244 6105
@: aschhoff@fisski.com



Jürg Capol

Marketing Director
Office: + 41 33 244 6161
@: capol@fisski.com

Sibylle Bühner

Marketing Assistant
Office.: +41 33 244 61 66
@: buehrer@fisski.com

FIS Marketing AG

Wolleraustrasse 15n
CH-8807 Freienbach
Office: + 41 44 224 69 60



Olaf Kühlenborg

Director Nordic
Office: + 41 44 224 69 61
@: kuehlenborg@fismarketingag.com

Sabine Mlekusch

Project Manager Cross Country
Office: + 41 44 224 69 64
@: mlekusch@fismarketingag.com

Anna Stehl

Nordic Assistant
Office: +41 44 224 69 69
@: stehl@fismarketingag.com

Johannes Prein

Implementation Manager Cross Country
Mob.: + 43 699 110 372 98
@: prein@fismarketingag.com



2. General marketing information

This Marketing Guide is in accordance with and a visualization of the existing advertising rules and is meant as a guideline to work with for the World Cup organizers. For further detailed information please see the Advertising Rules, which can be found on the FIS Website.

2.1 FIS Cross Country World Cup Sponsors Coop is the official Title Sponsor of the FIS Cross Country World Cup.

Audi is the official Presenting Sponsor of the FIS Cross Country World Cup.

Right now, there is no official Data and Timing Sponsor of the FIS Cross Country World Cup. FIS will inform you immediately, if there is a new partner.

Branch Exclusivity of FIS Sponsors

All FIS sponsors have branch exclusivity within the following product categories:

- **Coop:** Retail for food, sports and building materials
- **Audi:** Manufacture and retailer (incl. leasing and renting companies) of automobiles and automobile accessories. Companies which could be associated to the production or the distribution of automobiles and the entire financing part of such products

All these branch exclusivities apply for the whole event area in TV and non-TV relevant areas.

The NSA assures that no competitors are present with their branding in any commercial or public area of the event (inside and outside the TV-range). In case of any questions or uncertainties regarding exclusivities, please contact FIS Marketing AG.

Frequent Updates

Frequent updates between NSA and FIS Marketing AG are important. Keep FIS Marketing AG informed about local sponsor activities, open advertisement space that could be acquired, arising issues etc. FIS Marketing AG will contact NSA if FIS sponsors are planning on doing sponsorship activation on-site.

2.2 Responsibilities FIS

To define the advertising rules and guidelines for marketing and implementation of sponsor rights, FIS has an overview of all marketing related issues whereas at the event the Race Director is the contact person.

2.3 Responsibilities FIS Marketing AG

FIS Marketing AG will be your primary contact for marketing related questions during the preparation and implementation of the FIS Cross Country World Cup event. During the FIS Cross Country World Cup, FIS Marketing AG will be present with a professional implementation team at each venue to implement the FIS sponsor rights.


2.4 Responsibilities National Ski Associations

NSA has to provide the necessary preparation of the sponsor area inside the TV-range in prior consultation with the FIS Marketing AG implementation team (banner fences, frames, posts, electricity, etc.). In addition, NSA is responsible for a clean appearance of the sponsors outside the TV-range, in accordance with FIS Marketing AG. NSA is asked to provide assistance for the set up and dismantling of all advertising material on site one to two days before and after the event. In some cases NSAs are asked to provide FIS Marketing AG with basic wooden constructions for the installations. All information required will be communicated by FIS Marketing AG in due time before the season starts.

All advertising material set ups by NSA inside the TV-range must be according to the guidelines set forth in the Advertising Rules and Marketing Guide. In the event that the advertising material does not conform to these, FIS Marketing AG reserves the right to undertake all the necessary amendments.

3. FIS Cross Country World Cup venue

3.1 Start and finish area



Installations

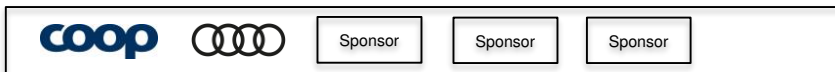
NSA must use the official installations provided and installed by FIS Marketing AG. NSA is responsible for assisting with the organization, set up and handling of all installations.

Sign-in Board (only for interval starts)

FIS Marketing AG will provide the frame/installation for the sign-in boards for races with interval start. NSA shall provide the Plexiglas for the signatures. The Plexiglas with the signatures will be property of NSA. Additionally, sponsor bar stripes will be put on the sign-in boards with the sponsors on it. Size of the Plexiglas needed: width 140cm x height 110cm x depth 1cm (1 per race, 2 in total for one interval race)

Please include FIS Sponsors on the sponsor bar stripes.

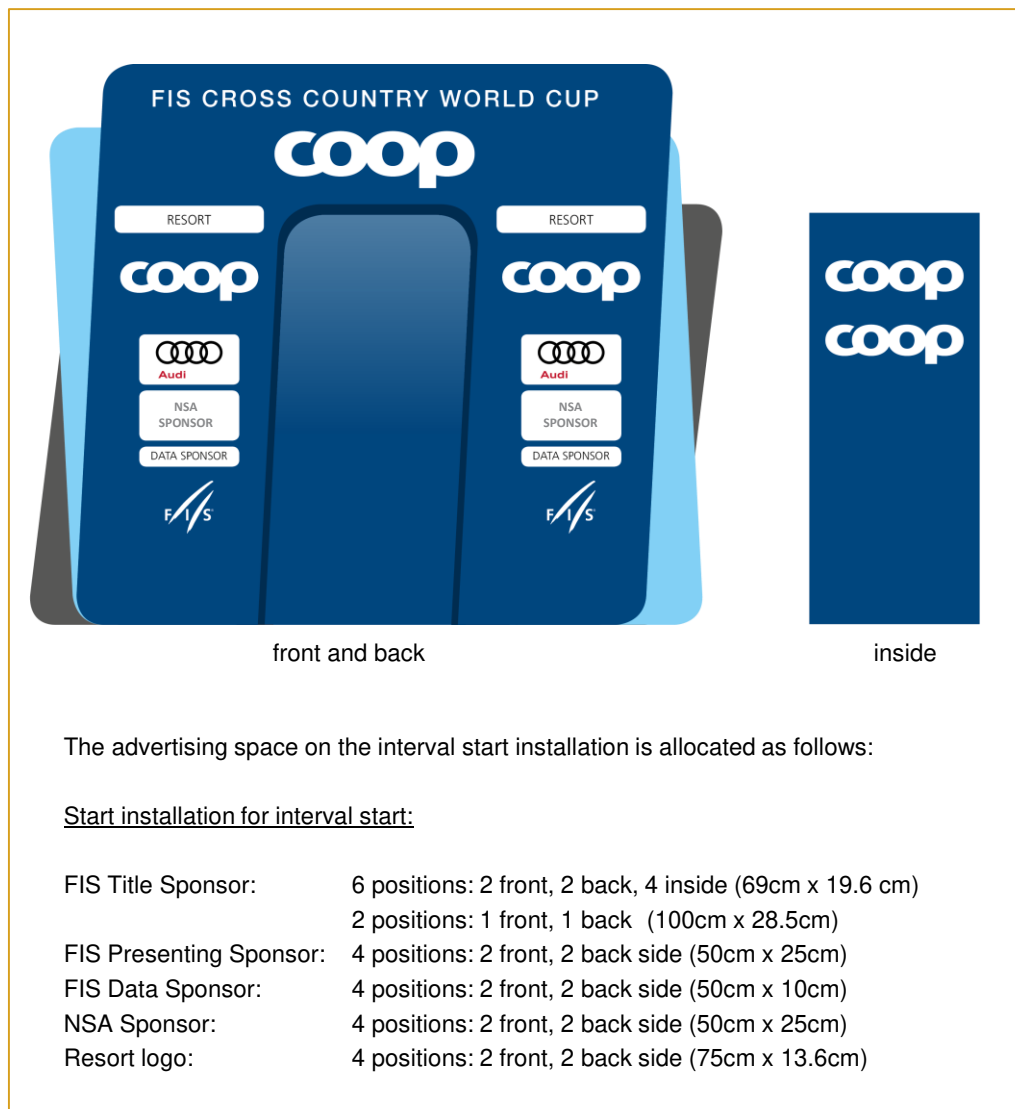
Size of sponsor bar stripes (stickers): width 140cm x height 10cm.



Leader Chair

NSA has to provide a leader chair for each race with interval starts (except Tour de Ski). FIS Marketing AG will provide the backdrop.

3.1.1 Start



front and back

inside

The advertising space on the interval start installation is allocated as follows:

Start installation for interval start:

FIS Title Sponsor:	6 positions: 2 front, 2 back, 4 inside (69cm x 19.6 cm)
	2 positions: 1 front, 1 back (100cm x 28.5cm)
FIS Presenting Sponsor:	4 positions: 2 front, 2 back side (50cm x 25cm)
FIS Data Sponsor:	4 positions: 2 front, 2 back side (50cm x 10cm)
NSA Sponsor:	4 positions: 2 front, 2 back side (50cm x 25cm)
Resort logo:	4 positions: 2 front, 2 back side (75cm x 13.6cm)

Start installation for interval start

Start installations

All start installations will be provided and installed by FIS Marketing AG.

The position at which this start installation shall be placed, will be determined by FIS Marketing AG in consultation with the FIS Race Director.

Technical instructions and conditions

NSA is responsible for the production and provision of the stickers for the NSA Sponsor and the Resort logo. The costs for production are to be borne by NSA.

FIS Marketing AG will inform in due time, if electricity will be needed.


NSA Sponsor logo

Recommended material:	Hard plates (e.g. forex)
Fixation:	Velcro (hook/scratchy side)
Dimension:	50cm x 25cm
Amount:	4 stickers

Resort logo

Recommended material:	Hard plates (e.g. forex)
Fixation:	Velcro (hook/scratchy side)
Dimension:	75cm x 13.6cm
Amount:	4 stickers

3.1.1 Start



front view (7 towers in a row)

The advertising space on the sprint start installations is allocated as follows:

Sprint starts: 7 towers, each three-sided

FIS Title Sponsor:	3 x 7 positions: 70cm x 20cm
FIS Presenting Sponsor:	3 x 7 positions: 42cm x 21cm
FIS Data Sponsor:	3 x 7 positions: 42cm x 10.5cm
NSA Sponsor:	3 x 7 positions: 42cm x 21cm
Resort logo:	3 x 7 positions: 75cm x 13.6cm



Start installations

All start installations will be provided and installed by FIS Marketing AG.

The position at which this start installation shall be placed, will be determined by FIS Marketing AG in consultation with the FIS Race Director.

Start installations for sprint start

Technical instructions and conditions

NSA is responsible for the production and provision of the stickers for the NSA Sponsor and the Resort logo. The costs for production are to be borne by NSA.

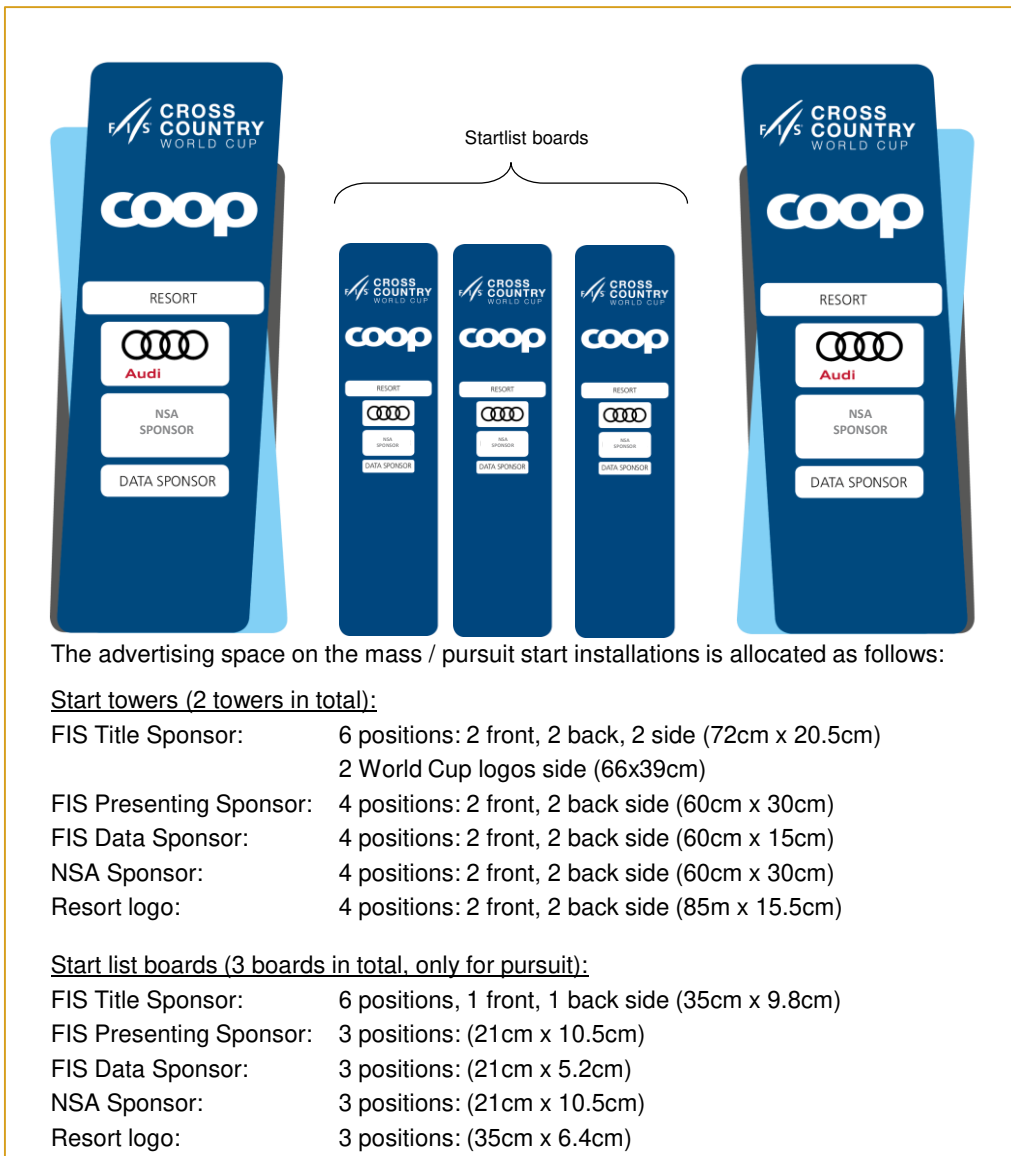
NSA Sponsor logo

Recommended material:	Hard plates (e.g. forex)
Fixation:	Velcro (hook/scratchy side)
Dimension:	42cm x 21cm
Amount:	21 stickers

Resort logo

Recommended material:	Hard plates (e.g. forex)
Fixation:	Velcro (hook/scratchy side)
Dimension:	75cm x 13.6cm
Amount:	21 stickers

3.1.1 Start



Start installation for mass start/pursuit
(start list boards for pursuit races only)

Start installations

All start installations will be provided and installed by FIS Marketing AG.

The position at which this start installation shall be placed, will be determined by FIS Marketing AG in consultation with the FIS Race Director.

Technical instructions and conditions

NSA is responsible for the production and provision of the stickers for the NSA Sponsor and the Resort logo. The costs for production are to be borne by the NSA.

FIS Marketing AG will inform in due time, if electricity will be needed.

NSA Sponsor logo

Recommended material: Hard plates (e.g. forex)
 Fixation: Velcro (hook/scratchy side)
 Dimension: 60cm x 30cm
 Amount: 4 stickers

Resort logo

Recommended material: Hard plates (e.g. forex)
 Fixation: Velcro (hook/scratchy side)
 Dimension: 85cm x 15.5cm
 Amount: 4 stickers

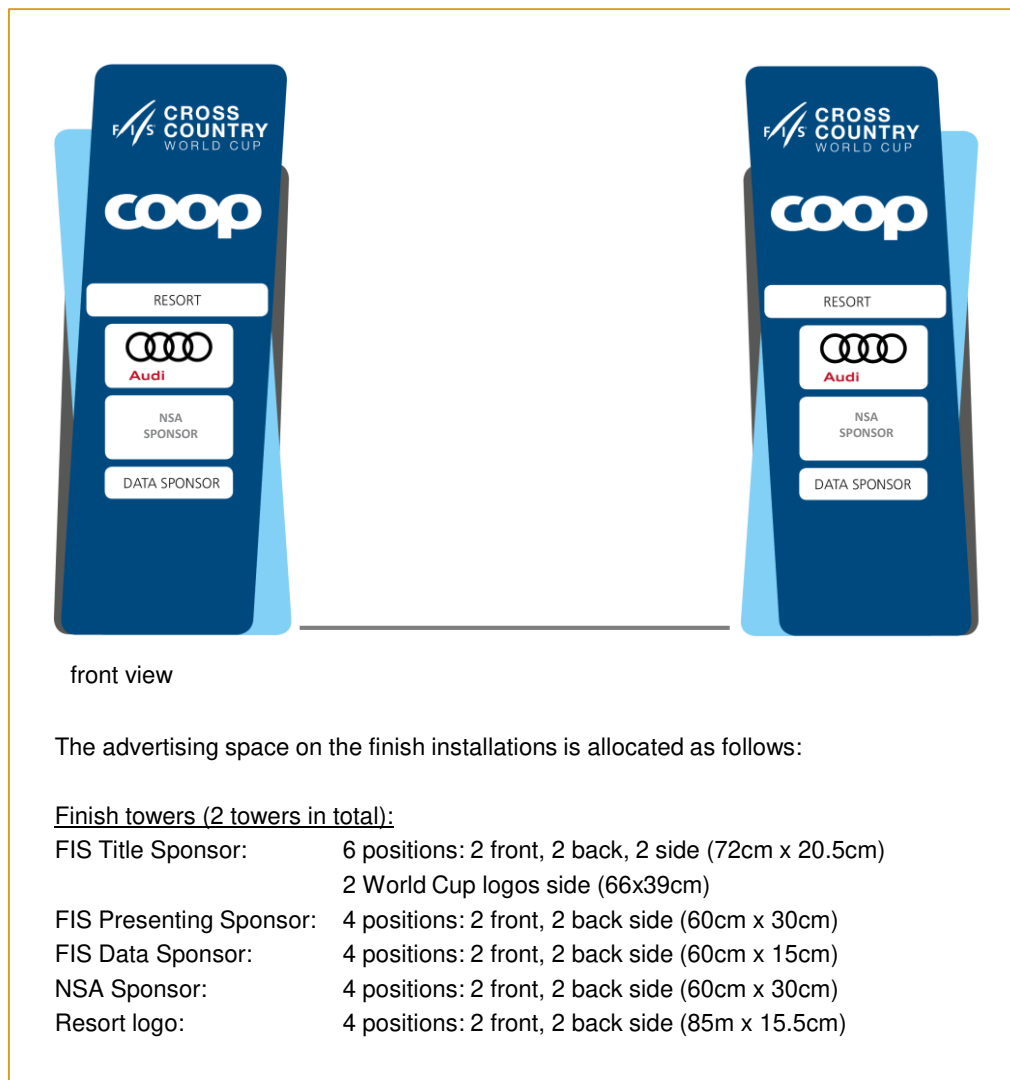
NSA Sponsor logo on Start list boards

Material: magnet foil
 Fixation: magnetic
 Dimension: 21cm x 10.5cm
 Amount: 3 stickers

Resort logo on Start list boards

Material: magnet foil
 Fixation: magnetic
 Dimension: 35cm x 6.4cm
 Amount: 3 stickers

3.1.2 Finish



Finish installations

Finish installation

The finish installation will be provided and installed by FIS Marketing AG.

The position at which this finish installation shall be placed, will be determined by FIS Marketing AG in consultation with the FIS Race Director.

Technical instructions and conditions

NSA is responsible for the production and provision of the stickers for the NSA Sponsor and the Resort logo. The costs for production are to be borne by the NSA.

FIS Marketing AG will inform in due time, if electricity will be needed.

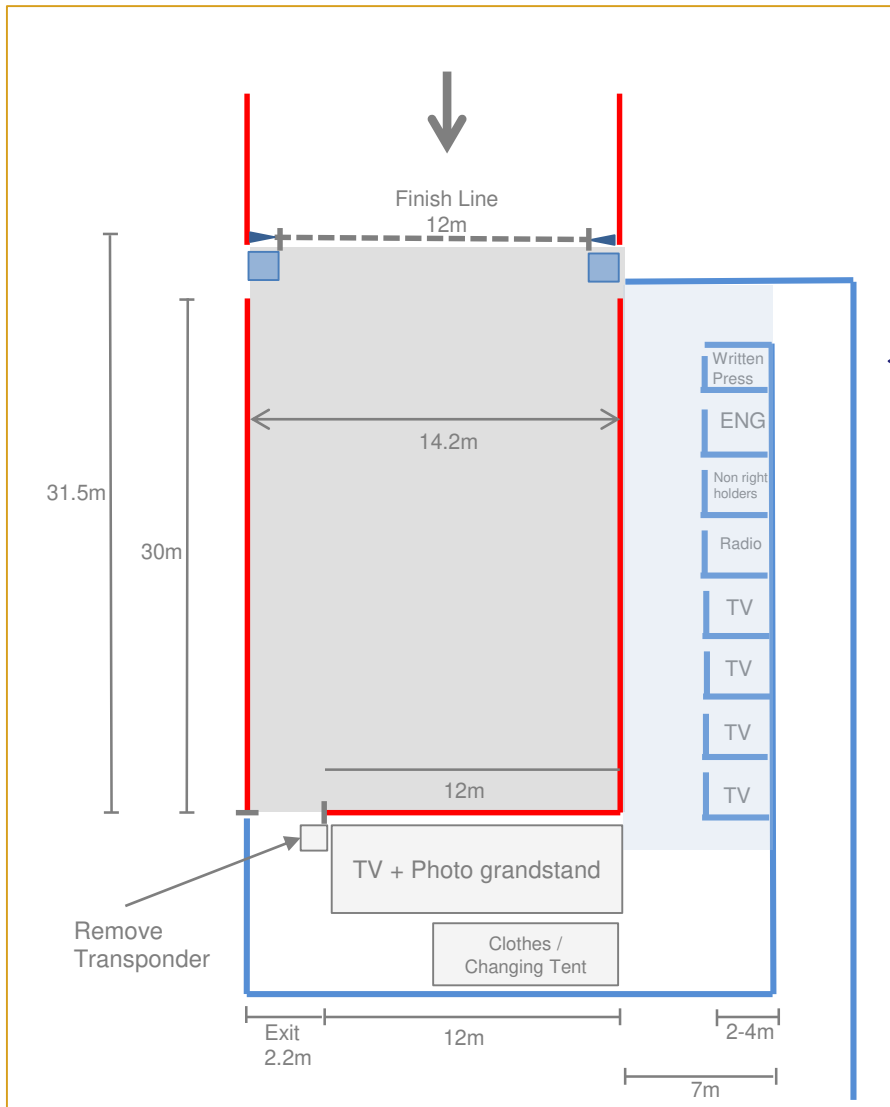
NSA Sponsor logo

Recommended material: Hard plates (e.g. forex)
Fixation: Velcro (hook/scratchy side)
Dimension: 60cm x 30cm
Amount: 4 stickers

Resort logo

Recommended material: Hard plates (e.g. forex)
Fixation: Velcro (hook/scratchy side)
Dimension: 85cm x 15.5cm
Amount: 4 stickers

3.1.2 Finish



Finish Area / Mixed Zone

Example Layout „A“ of the Finish Area

— Fence incl. platinum circle



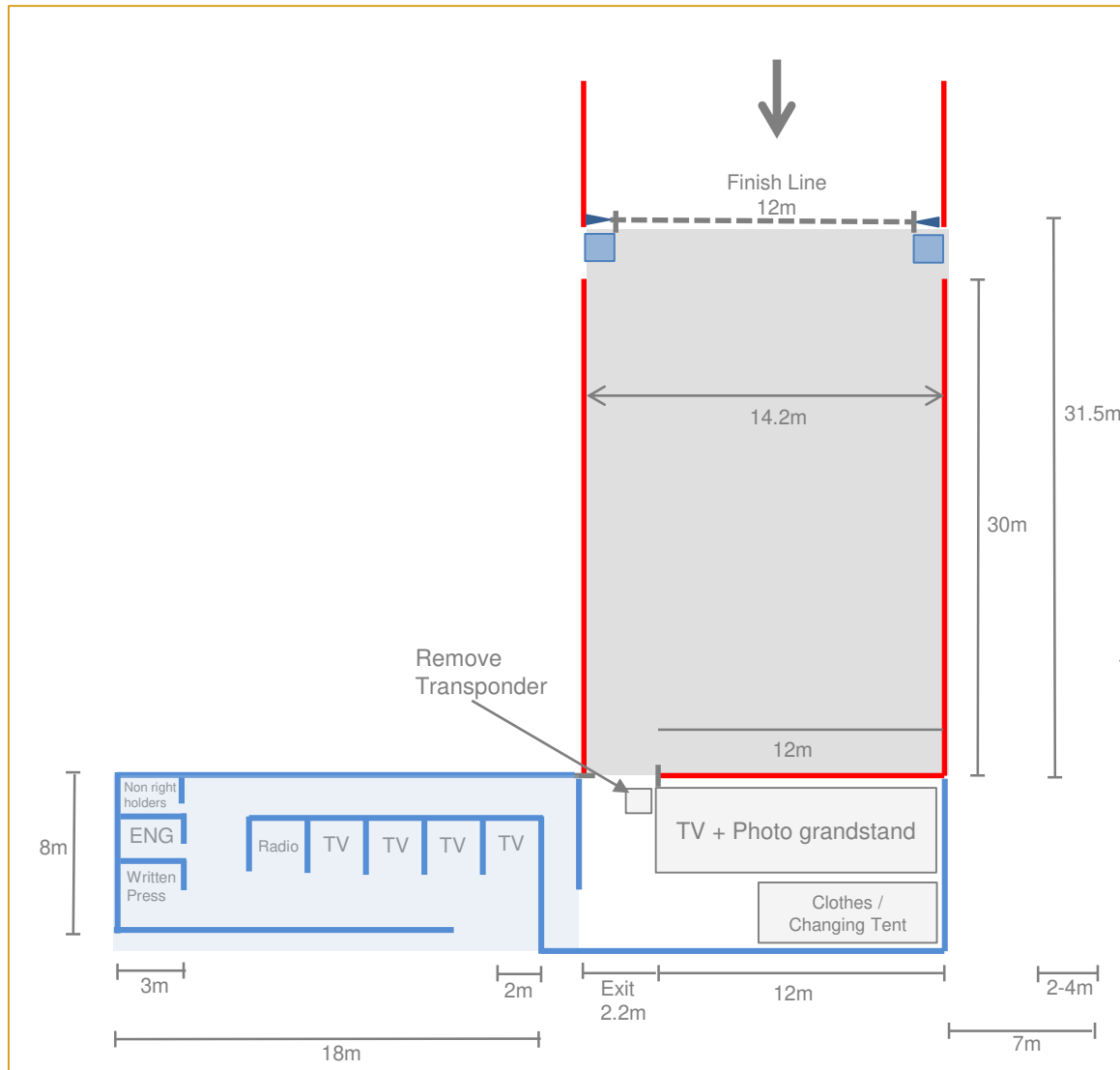
Mixed Zone – Fence

NSA must provide a fence, preferably LISKI design (<http://www.liski.it>), for the construction of the mixed zone. The layout of the mixed zone shall be determined by the FIS Cross Country World Cup Media Coordinator and NSA. The FIS Cross Country World Cup event dressing banners can be used to cover the fences in the mixed zone for an appropriate FIS Cross Country World Cup look and feel. Please contact FIS Marketing AG.

Technical instruction


The dimension of the fences in the finish area have to be maintained for a save race and a proper look of the stadium. **The blue fences have to be build uncrossable for the athletes.** The mixed zone must be at least on the same level as the finish. Please find further information about the mixed zone in the FIS Media Guide.

3.1.2 Finish



Finish Area / Mixed Zone

Example Layout „B“ of the Finish Area

 Fence incl. platinum circle

3.2 Advertising in stadium

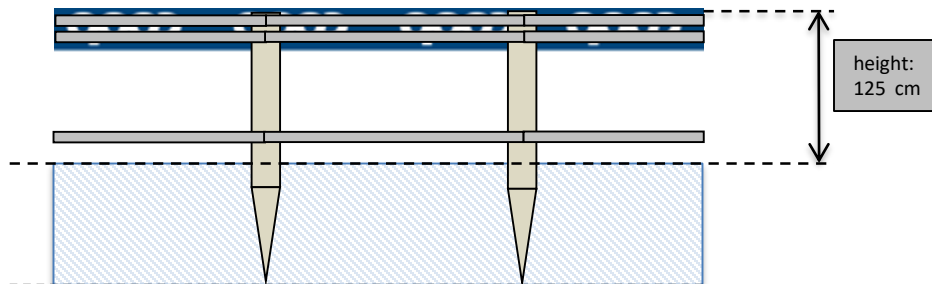


Platinum Circle
(200cm x 25cm)

The banner positions in the stadium are allocated as follows:

FIS Title Sponsor: Platinum circle

NSA: All banners



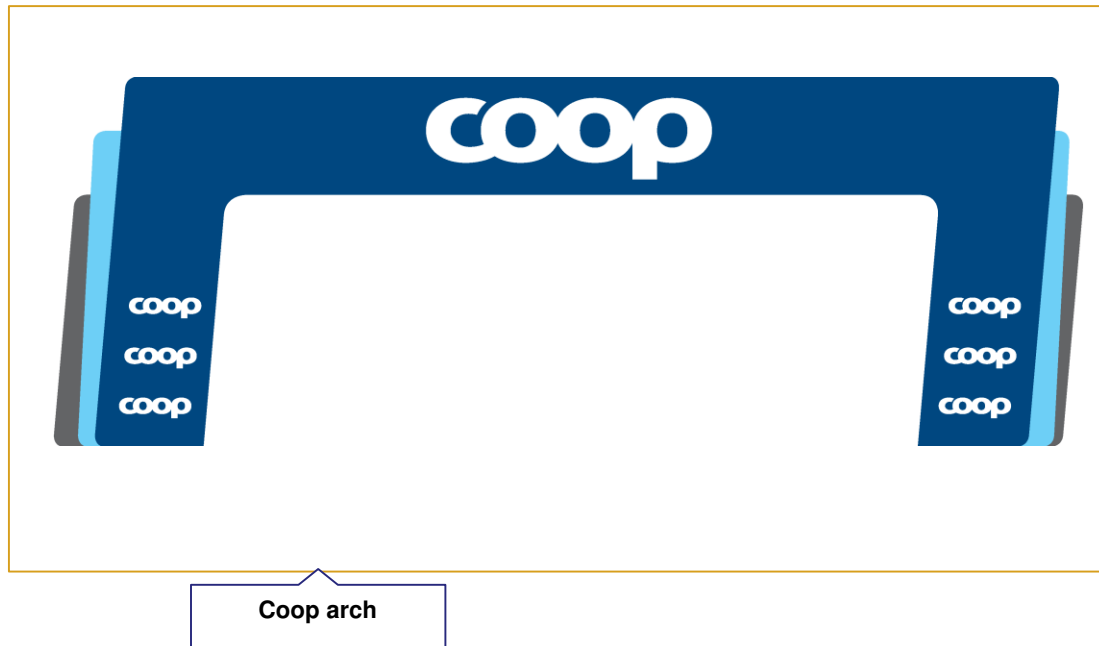
Technical instructions and conditions

NSA is responsible for setting up a firm banner fence in the Cross Country Stadium. A full length firm wooden panel has to be installed on top of the stadium banners in order to affix the platinum circle.

The height of the platinum circle is 25cm. The banner fence therefore should have a minimum height of 125cm above snow level.

FIS Marketing AG will provide and install the platinum circle in the Cross Country stadium. Please coordinate with FIS Marketing AG the areas where the platinum circle shall be installed.

3.2 Advertising in stadium



Coop arch big

Overall dimension: 16.8 x 5.2m

Internal dimension: 12 x 3.2m

Coop arch small

Overall dimension: 13 x 4.7m

Internal dimension: 9 x 3.2m

Usually the big arch will be used.

In total, there can be 5 inflatables / arches in TV relevant area.

The exact placement will be determined by NSA and FIS Marketing AG prior to the event. The preferred position of the Coop arch shall be in the stadium (close to finish / home stretch), depending on available space and TV cameras.

Technical instructions and conditions

NSA shall have an electrical socket (220V) and a 5 meter extension cord ready at the arrival of the FIS Marketing AG implementation crew.

3.2 Advertising in stadium



Audi arch

Overall dimension: 15.6 x 4.6m
Internal dimension: 9 x 3.2m

Audi arch or product placement

In total, there can be 5 inflatables / arches in TV relevant area.

The Presenting Sponsor has the right to place an inflatable arch **or** a product placement.

The exact placement will be determined by NSA and FIS Marketing AG prior to the event, depending on available space and TV cameras.



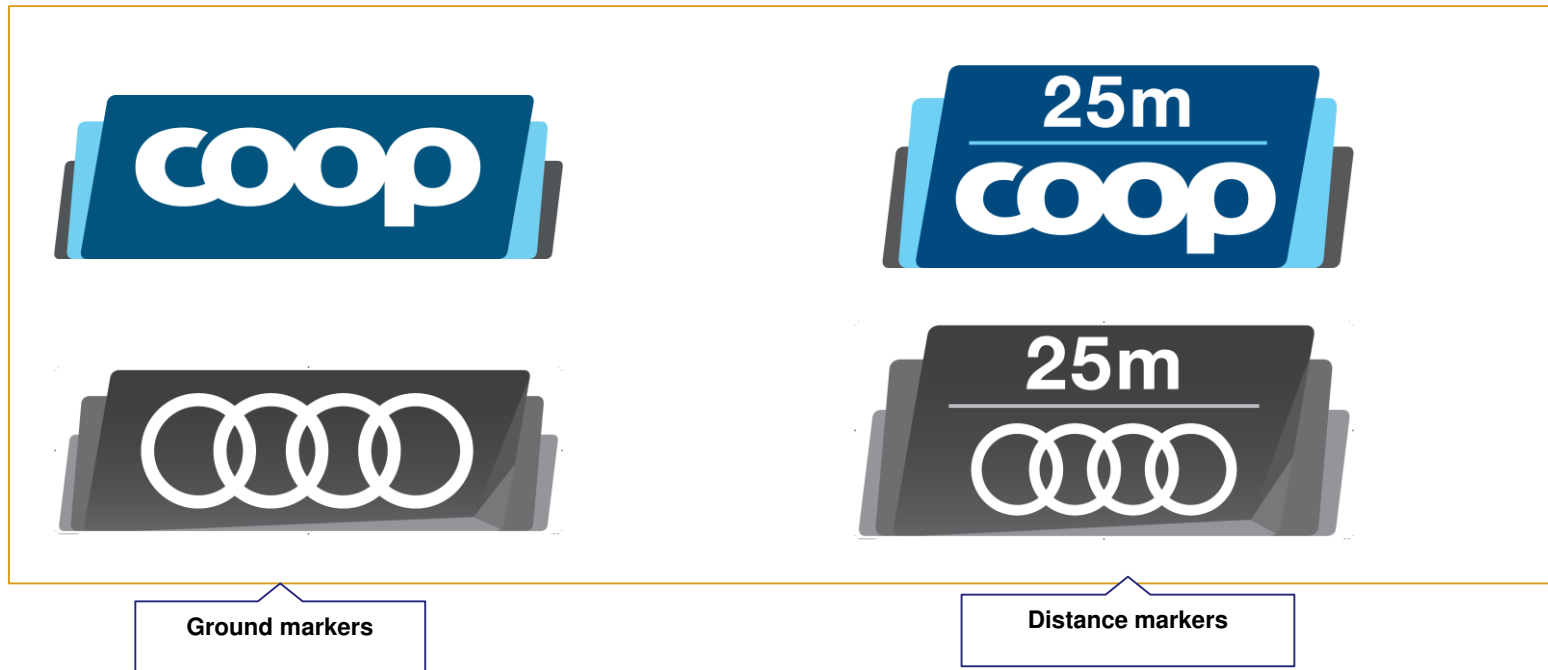
Example Product placement:
Audi car display

Technical instructions and conditions

NSA shall have an electrical socket (220V) and a 5 meter extension cord ready at the arrival of the FIS Marketing AG implementation crew.

All costs related to the product placement (power supply, substructures, backdrops, transport etc.) are to be borne by the FIS presenting sponsor.

3.2 Advertising in stadium



Ground markers

Ground markers in the design of the two FIS sponsors will be placed in the stadium to mark the Cross Country slope. To mark the Cross Country track on course, only neutral or NSA resort branded ground markers are allowed.

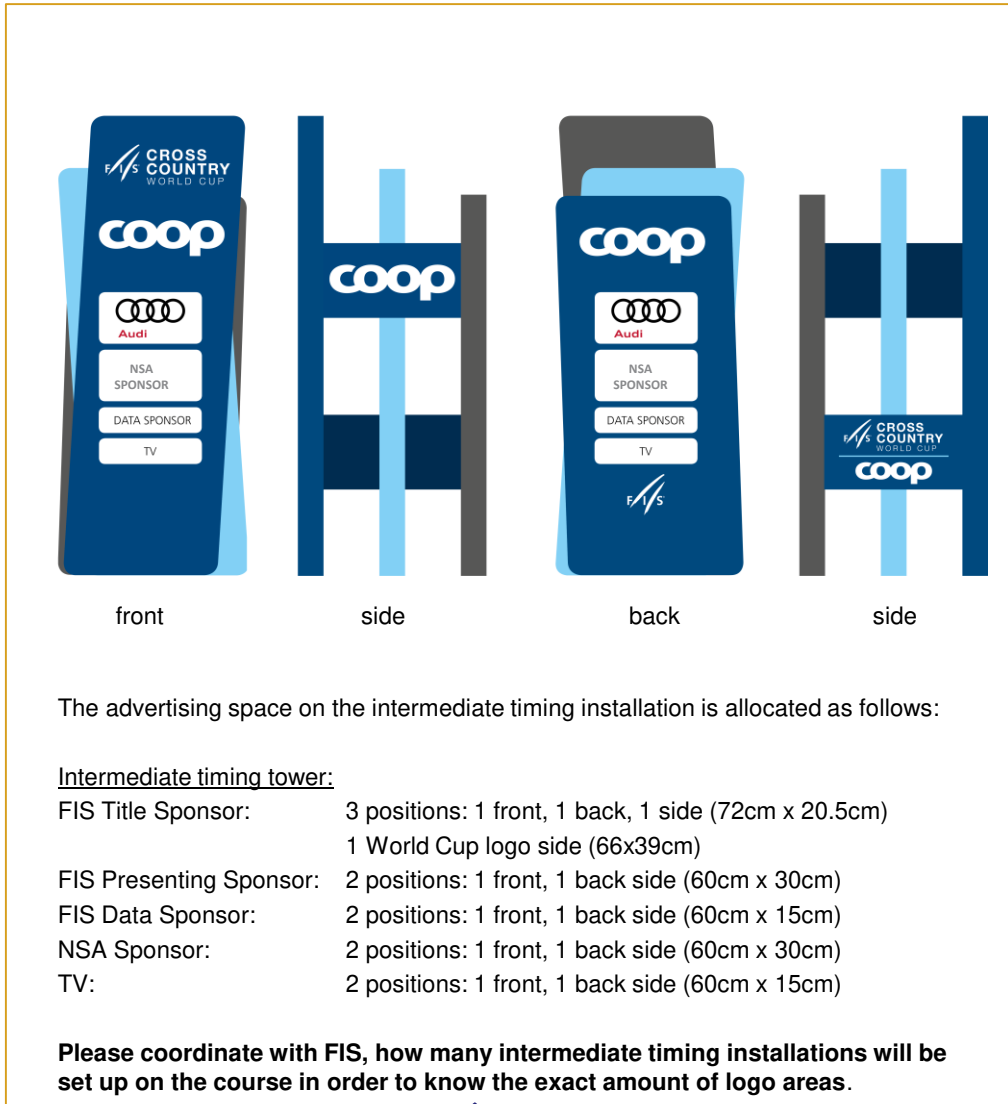
Distance markers

Coop or Audi branded distance markers will be placed in the stadium to mark the distance to the finish line. Coop branded distance marker will be used on course to mark the distance to the intermediate timing position and Audi branded distance marker will be used on course to mark the distance to the bonus position during mass start races.

Pit Stop boxes for Skiathlon and long distance races:

NSA has to provide approximately 100 pit-stop boxes incl. numbers for Skiathlon and long distance races. The branding right of the boxes belongs to NSA.

3.3 Advertising on course



The advertising space on the intermediate timing installation is allocated as follows:

Intermediate timing tower:

FIS Title Sponsor:	3 positions: 1 front, 1 back, 1 side (72cm x 20.5cm)
	1 World Cup logo side (66x39cm)
FIS Presenting Sponsor:	2 positions: 1 front, 1 back side (60cm x 30cm)
FIS Data Sponsor:	2 positions: 1 front, 1 back side (60cm x 15cm)
NSA Sponsor:	2 positions: 1 front, 1 back side (60cm x 30cm)
TV:	2 positions: 1 front, 1 back side (60cm x 15cm)

Please coordinate with FIS, how many intermediate timing installations will be set up on the course in order to know the exact amount of logo areas.

Intermediate timing installation

Intermediate time installations

All intermediate time installations will be provided and installed by FIS Marketing AG.

The position at which these intermediate timing installations shall be placed, will be determined by FIS Marketing AG in consultation with the FIS Race Director.

Technical instructions and conditions

NSA is responsible for the production and provision of the stickers for the NSA Sponsor and the TV / Host broadcaster logo. The costs for production are to be borne by NSA.

FIS Marketing AG will inform in due time, if electricity will be needed.

NSA Sponsor logo

Recommended material:	Hard plates (e.g. forex)
Fixation:	Velcro (hook/scratchy side)
Dimension:	60cm x 30cm
Amount:	2 stickers per tower

TV/Host broadcaster logo

Recommended material:	Hard plates (e.g. forex)
Fixation:	Velcro (hook/scratchy side)
Dimension:	60cm x 15cm
Amount:	2 stickers per tower

Technical instructions and conditions

Please coordinate with FIS Marketing AG prior to the event, if an electrical socket (220V) will be needed at these positions.

3.3 Advertising on course

Advertising at intermediate timing points

Depending on the possible amount of banner positions due to space reasons, at intermediate timing points, the banner positions shall be split up based on the following rules:

Interval starts

- with 1 intermediate timing point on course: all possible banner positions are split up between FIS and NSA in good faith
- with 2, 3 or more intermediate timing points on course: each intermediate timing point will be split up according to this rule:
 - 2 banner positions = 1x FIS, 1x NSA
 - 3 banner positions = 2x FIS, 1x NSA
 - 4 banner positions = 2x FIS, 2x NSA
 - 5 banner positions = 3x FIS, 2x NSA
 - etc.

Mass starts

- with 1 intermediate timing point on course: all banner positions belong exclusively to the FIS sponsor
- with 2 intermediate timing points on course: 1 intermediate timing point exclusively for FIS sponsor, all other intermediate timing points will be split up according to this rule:
 - 2 banner positions = 1x FIS, 1x NSA
 - 3 banner positions = 2x FIS, 1x NSA
 - 4 banner positions = 2x FIS, 2x NSA
 - 5 banner positions = 3x FIS, 2x NSA
 - etc.
- with 3 intermediate timing points: 2 intermediate timing points exclusively for FIS sponsor, all other intermediate timing points will be split up according to the rule above.
- with 4 intermediate timing points: 2 intermediate timing points exclusively for FIS sponsor and 2 intermediate timing points exclusively for NSA sponsor.

The Title sponsor is always linked to the installation and placed closest of all sponsors to the installation. It is necessary, to have enough space between two different sponsor banners, from the cameras' point of view.

The NSA sponsor on the intermediate time installation must be the same sponsor as on the banners.

These rules shall not apply for intermediate timing positions in the stadium, as there are no specific banners around the installation.

All possible banner positions must be reflected from the camera shot and discussed in good faith between FIS Marketing AG and NSA prior to the event.

3.3 Advertising on course

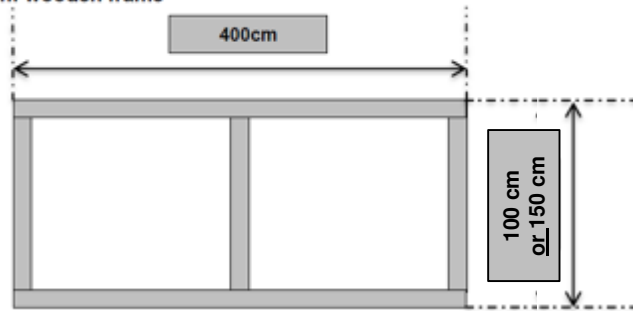


layouts may vary

The banner positions along the Cross Country course are allocated as follows:

- FIS Title Sponsor: 2 (or 25% of) positions in TV relevant area
- FIS Presenting Sponsor: 1 (or 12.5% of) positions in TV relevant area
- NSA: 5 (or 62.5% of) positions in TV relevant area

sketch: wooden frame



Banners
Coop

Banners
Audi

FIS Marketing AG will provide and install all banners of the FIS Title Sponsor as well as the FIS Presenting Sponsor along the Cross Country course.

In general, a **“one shot policy”** shall apply, meaning one sponsor per camera shot. For the advertising rules at intermediate timing points, please see page 21.

NSA has to provide FIS Marketing AG with a banner plan with detailed maps of all tracks incl. exact camera positions at least **1 month prior to the event**.

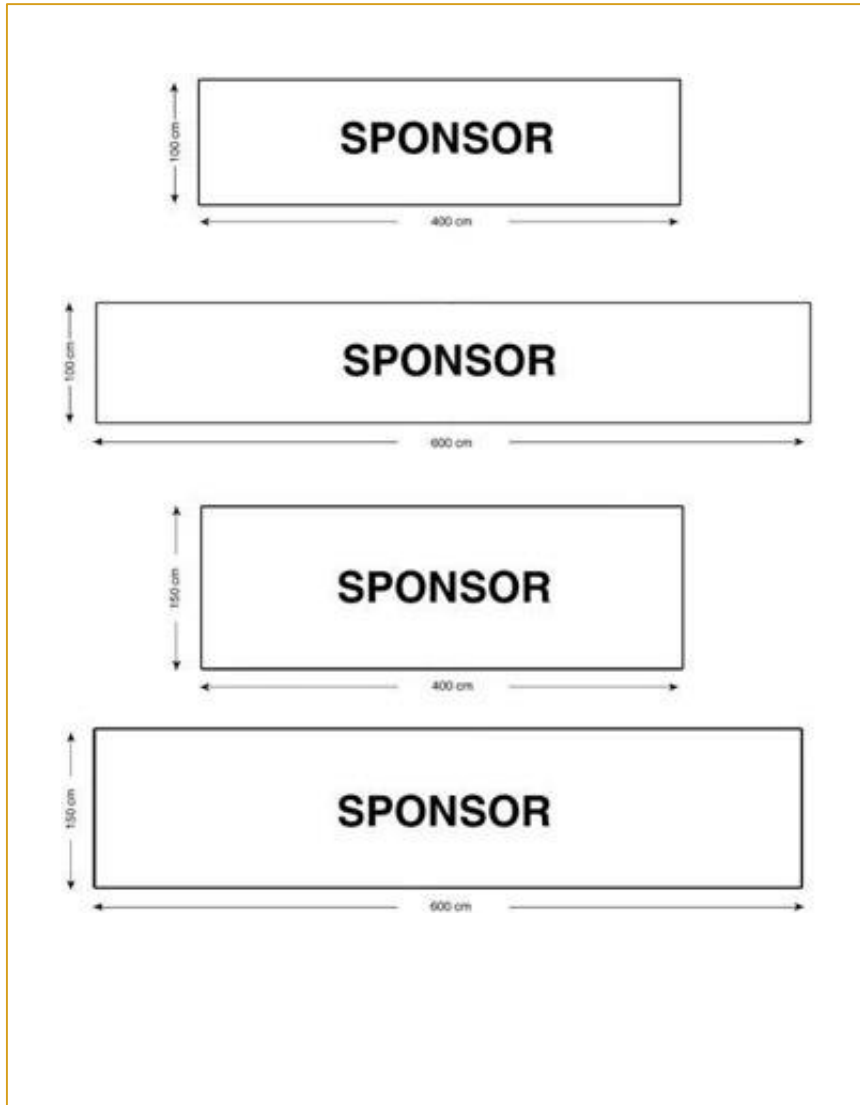
Technical instructions and conditions

NSA shall produce wooden banner frames for the banners on course before the implementation team arrives. Please put all needed wooden frames and posts on the agreed position on course.

The required amount of wooden frames depends on the length of the course. Please contact FIS Marketing AG prior to the event.

Please also have enough extra wood (posts and latches) available and make sure that all posts are sharpened at one end.

3.3 Advertising on course



Banners on Course

The following banner sizes are allowed to use on course. Please use only soft banners due to safety reasons. NSA is responsible for the production and implementation of NSA sponsor banners.

- 400 x 100cm
- 600 x 100cm
- 400 x 150cm
- 600 x 150cm

3.3 Advertising on course



Bonus installation during mass start races incl. distance marker

Bonus installation during mass start races

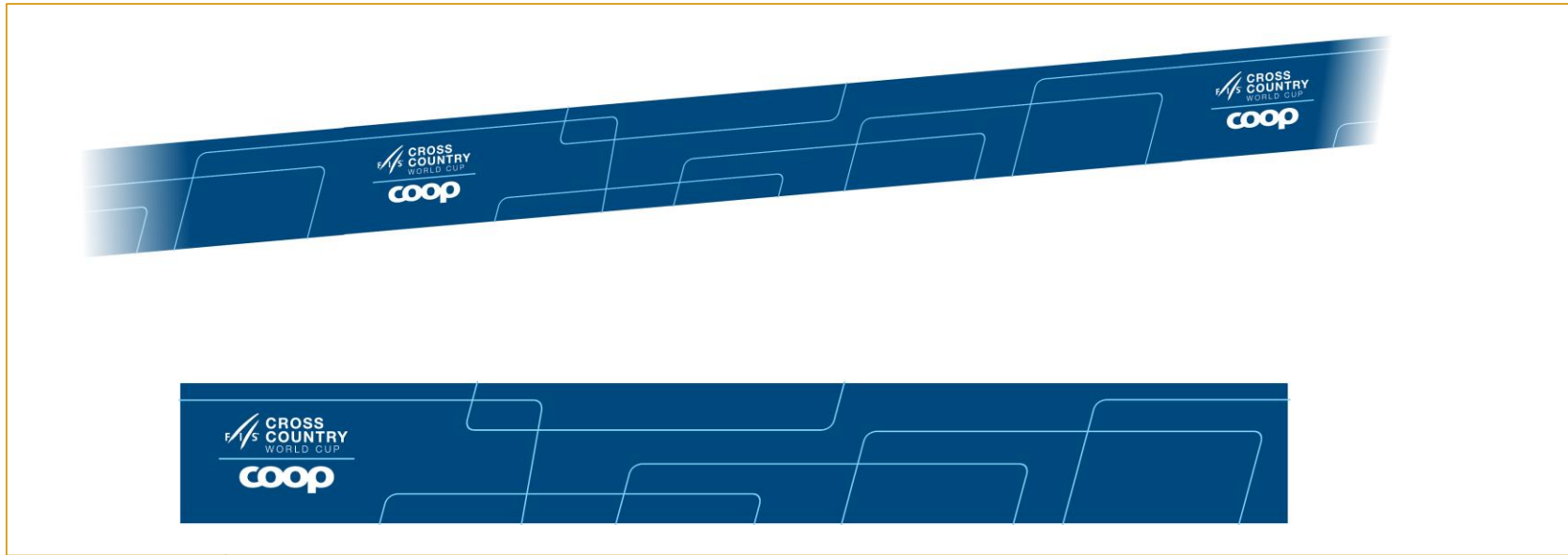
The bonus installation will be provided and installed by FIS Marketing AG. NSA must use the official installation and distance markers.

The position at which this bonus installation shall be placed, will be determined by FIS Marketing AG in consultation with the FIS Race Director.

Advertising

Audi has the right to place banners and distance markers at / around the bonus installation on course.

3.4 Event dressing



Endless banners

Event Dressing

FIS Marketing AG will produce endless banners with the FIS Cross Country World Cup logo and design. FIS Marketing AG can provide NSA with a certain amount of endless banners, to cover the mixed zone, the media and press conference centre, scaffolds (for TV cameras, seating etc.) and to cover up construction areas.

Please coordinate with FIS Marketing AG before the event, if you wish to use the endless banners at no extra cost.

3.5 Award ceremony

Podium / Backdrop

The backdrop and the podium for the award ceremony will be provided and installed by FIS Marketing AG.

Placement

The placement of the podium and the backdrop shall be determined by the FIS Cross Country World Cup Media Coordinator, the host broadcaster, FIS Marketing AG and NSA based on the best possible TV exposure.

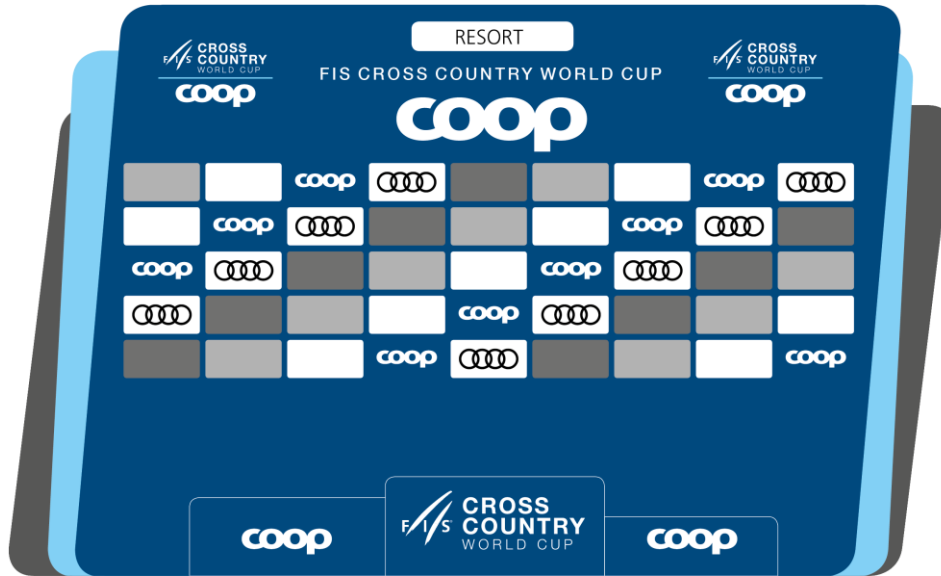
Corridor

NSA must create an action sector for the athletes in the finish area of the Cross Country stadium in accordance with the existing possibilities. A fenced off corridor shall secure an immediate and smooth carrying out of the winner's presentation / award ceremony, the live TV transmission at the end of the event, as well as good working conditions for photographers.

Media Stage

In this action sector, a stage for the media (pictures of the winners) must be set up by NSA. The backdrop and the podium for the top 3 athletes will be designed, provided and installed by FIS Marketing AG.

3.5 Award ceremony



The advertising space on award ceremony is allocated as follows:

Award ceremony backdrop:

- FIS Title Sponsor: 1 position: (100cm x 29cm) &
9 positions: (40cm x 20cm)
- FIS Presenting Sponsor: 9 positions: (40cm x 20cm)
- NSA Sponsor: 27 positions: (40cm x 20cm)
- Resort logo: 1 position: (85cm x 15.5cm)

NSA can allocate the remaining 27 sponsor spaces according to their needs. Max. 4 different NSA sponsors can be shown on the backdrop.

**Ceremony backdrop
500x300cm**

Award ceremony backdrop

The award ceremony backdrop will be provided and installed by FIS Marketing AG.

The placement of the podium and the backdrop shall be determined by the FIS Cross Country World Cup Media Coordinator, the host broadcaster, FIS Marketing AG and NSA based on the best possible TV exposure.

Technical instructions and conditions

NSA is responsible for the production and provision of the stickers for the NSA Sponsor and the Resort logo. The costs for production are to be borne by NSA.

FIS Marketing AG will inform in due time, if electricity will be needed.

NSA Sponsor logos

- Recommended material: Hard plates (e.g. forex)
- Fixation: Velcro (hook/scratchy side)
- Dimension: 40cm x 20cm
- Amount: 27 stickers

Resort logo

- Recommended material: Hard plates (e.g. forex)
- Fixation: Velcro (hook/scratchy side)
- Dimension: 85cm x 15.5cm
- Amount: 1 sticker

Technical instructions and conditions

Please coordinate with FIS Marketing AG prior to the event, if an electrical socket (220V) will be needed at this position.

3.5 Award ceremony



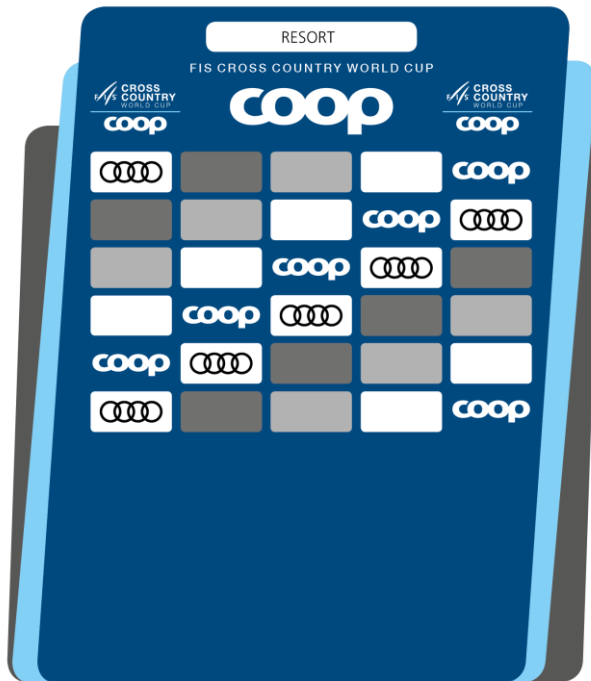
front view

Podium

Podium

The Podium will be produced and installed by FIS Marketing AG.

3.6 Interview/Leader backdrop



The advertising space on interview/leader backdrop is allocated as follows:

Interview / leader backdrop

FIS Title Sponsor:	1 position: (54cm x 15.5cm) &
	6 positions: (27.2cm x 13.5cm)
FIS Presenting Sponsor:	6 positions: (27.2cm x 13.5cm)
NSA Sponsor:	18 positions: (27.2cm x 13.5cm)
Resort logo:	1 position: (70cm x 10cm)

NSA can allocate the remaining 27 sponsor spaces according to their needs.
Max. 4 different NSA sponsors can be shown on the backdrop.

Interview/leader backdrop
198x225cm

Interview / leader backdrop

The interview / leader backdrop will be provided and installed by FIS Marketing AG.

This interview / leader backdrop is used for the international flash interviews. The unilateral interviews have to be done in front of the backdrop. It is placed in accordance with the FIS Cross Country World Cup Media Coordinator, the host broadcaster and FIS Marketing AG.

For interval starts, NSA must install a small stage in front of the backdrop, on which FIS Marketing AG can set up the leader backdrop behind the leader chair.

Technical instructions and conditions

NSA is responsible for the production and provision of the stickers for the NSA Sponsor and the Resort logo. The costs for production are to be borne by NSA.

NSA Sponsor logos

Recommended material:	Hard plates (e.g. forex)
Fixation:	Velcro (hook/scratchy side)
Dimension:	27.2cm x 13.5cm
Amount:	18 stickers

Resort logo

Recommended material:	Hard plates (e.g. forex)
Fixation:	Velcro (hook/scratchy side)
Dimension:	70cm x 10cm
Amount:	1 sticker

3.7 Press conference backdrop



If NSA does not have its own backdrop, FIS Marketing AG will provide one free of charge. On this backdrop the advertising spaces are divided between the FIS Title and Presenting Sponsor as shown in the graphic above.

- FIS Title Sponsor: 1 position: (63cm x 18cm) &
30 positions: (28cm x 12cm)
- FIS Presenting Sponsor: 30 positions: (28cm x 12cm)
- Resort Logo: 1 position: (85cm x 15.5cm)

If NSA uses the backdrop provided by FIS Marketing AG, please make sure to provide a resort logo.

**Press conference backdrop
370x224cm**

Press conference backdrop

NSA is allowed to use its own press backdrop as long as the FIS partners are correctly included. FIS Marketing AG needs to approve the layout of the backdrop in advance of the event. Otherwise, FIS Marketing AG reserves the right to undertake the necessary amendments. The advertising space has to be allocated as follows:

- FIS Title Sponsor: 20% of advertising space
- FIS Presenting Sponsor: 20% of advertising space
- NSA Sponsors: 40% of advertising space
- Resort: 20% of advertising space

NSA can allocate sponsor spaces according to their needs. Max. 4 different NSA sponsors can be shown on the backdrop.

Placement

The placement of the backdrop shall be determined by the FIS Media Coordinator.

Technical instructions and conditions

NSA is responsible for the production and provision of the Resort logo. The costs for production are to be borne by NSA.

Resort logo

- Recommended material: Hard plates (e.g. forex)
- Fixation: Velcro (hook/scratchy side)
- Dimension: 85cm x 15.5cm
- Amount: 1 sticker

3.8 Video wall



Video wall

Advertising Spot on video wall

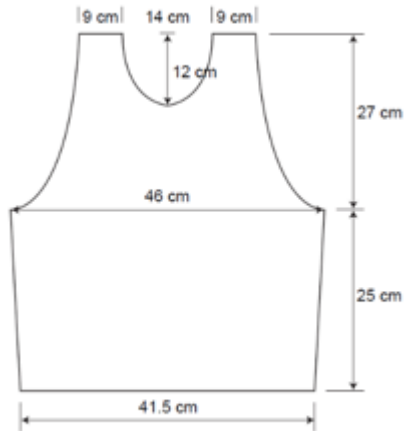
The Title Sponsor (Coop) and the Data Sponsor each shall have the possibility to show a 30 second, and the Presenting Sponsor (Audi) a 60 second advertisement spot on the video wall at the FIS Cross Country World Cup event. Furthermore, FIS provides a promotional trailer for the FIS World Snow Day and Snow Kidz.

The advertisement spots of the sponsors shall be shown several times before, in between and after the races aired at least 3 times per event day.

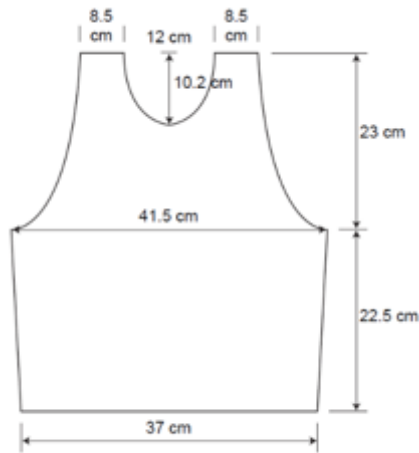
Please communicate specifics about the necessary video spot format to FIS Marketing AG **30 days** prior to the event. FIS Marketing AG will provide all spots.

4. Bib numbers

4.1 General information



Cross-Country - Men



Cross-Country - Ladies

Advertising & Numbers

According to the FIS Advertising Rules.

Assignment

Starting bibs must be assigned as follows and must be cut in such a way that the skier's shoulders are allowed free movement:

Women's size: without elastic band

Men's size: without elastic band

Fabric, material

T-shirt starting bibs in smooth material quality 100% Polyester / Interlock or 100% polyester knitwear (meshed or non – meshed)

Elasticity (stretch)

Meshed starting bibs: measured on a piece of fabric 10 cm wide:

Stretch ability in the width 18,5 cm

None meshed starting bibs: measured on a piece of fabric 10 cm wide:

Stretch ability in the width 24 cm

4.2 Starting bibs

Starting bibs

NSA is responsible for the production of all starting bibs for all Cross Country competitions.

All bibs must be in conformity with the Advertising Rules and colours and sizes as shown in the Marketing Guide. **Should this not be the case, neutral bibs without NSA sponsor, provided by FIS Marketing AG will be used without exception.**

Please send the layout of all bibs to FIS for approval at least **10 days before** production. Such approval is not to be unreasonably withheld.

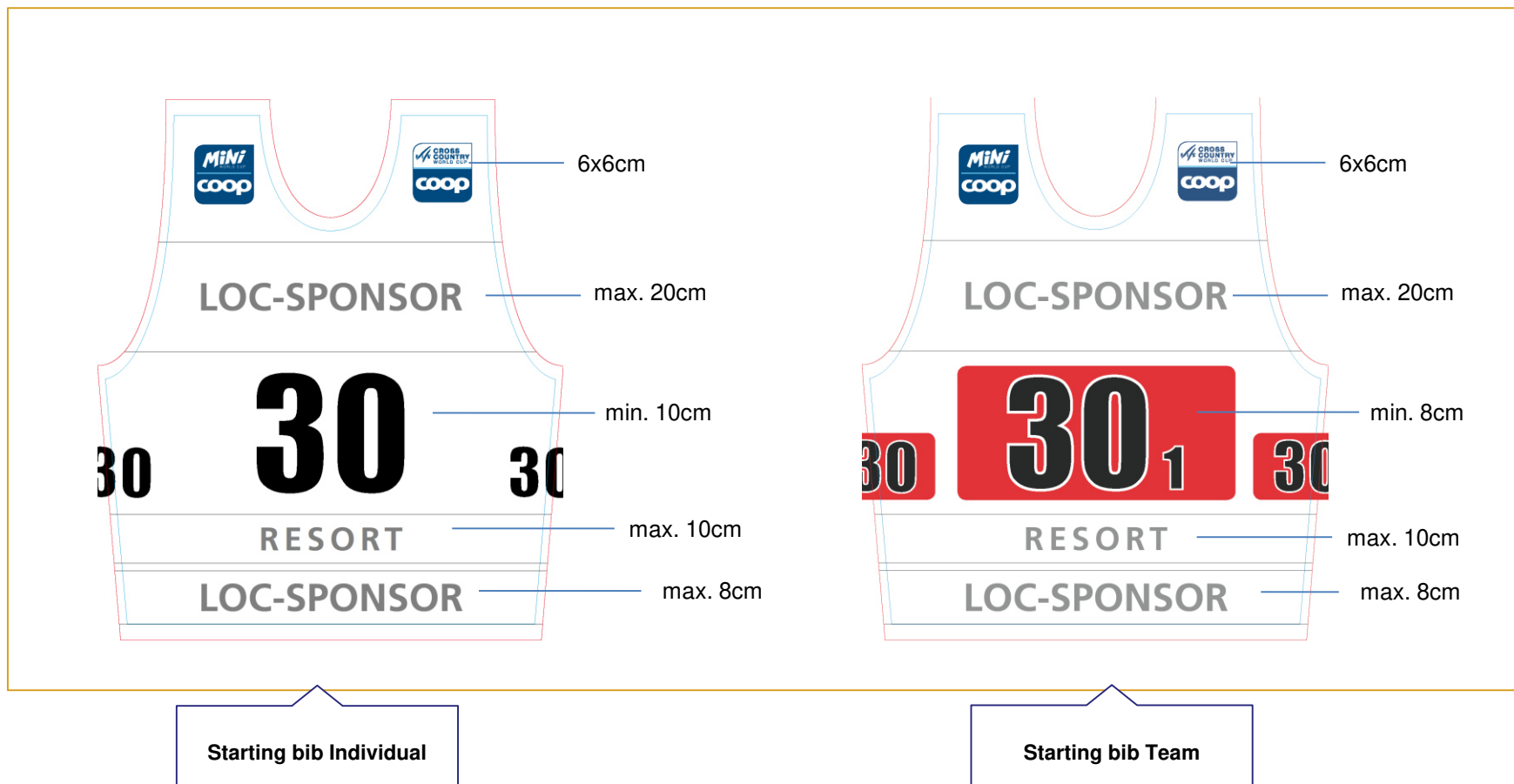
Please find all templates here: <https://cloud.fis-ski.com/index.php/s/2OujhvZEz2xFeMS>

FIS
Ms. Sibylle Bührer
Office: +41 33 244 61 66
@: buehrer@fisski.com

&

FIS Marketing AG
Ms. Sabine Mlekusch
Office: + 41 44 224 69 64
@: mlekusch@fismarketingag.com

4.2 Starting bibs



4.3 Leader bibs

Leader Bibs

NSA is responsible for the production of the leader bibs for all Cross Country competitions.

FIS Marketing AG will provide the leader bib templates as shown on the next page.

All leader bibs must be in conformity with the Advertising Rules and colours and sizes as shown in the Marketing Guide. **Should this not be the case, neutral leader bibs without NSA sponsor, provided by FIS Marketing AG will be used without exception.**

The leader bib must be worn by the FIS World Cup leader during the FIS World Cup event, as well as at the prize giving ceremony.

The leader of the overall FIS Cross Country World Cup will wear a yellow leader bib and the leader per discipline will wear a red leader bib. Note, that the overall FIS Cross Country World Cup leader has priority, which means, if the leader of a discipline is at the same time the overall FIS Cross Country World Cup leader, he / she will wear the yellow leader bib for the overall FIS Cross Country World Cup.

Velcro bib

For the prize giving ceremony, a special version of the leader bib with a velcro on the back must be produced by NSA. The velcro bib has to be handed out by NSA to the FIS Media Coordinator. It has to be absolutely guaranteed that the correct velcro bib with the right sponsor logo is used for the respective ceremony.

Please send the layout of the leader bibs to FIS for approval at least 10 days before production. Such approval is not to be unreasonably withheld.

FIS
Ms. Sibylle Bühner
Office: +41 33 244 61 61
@: buehrer@fis Ski.com

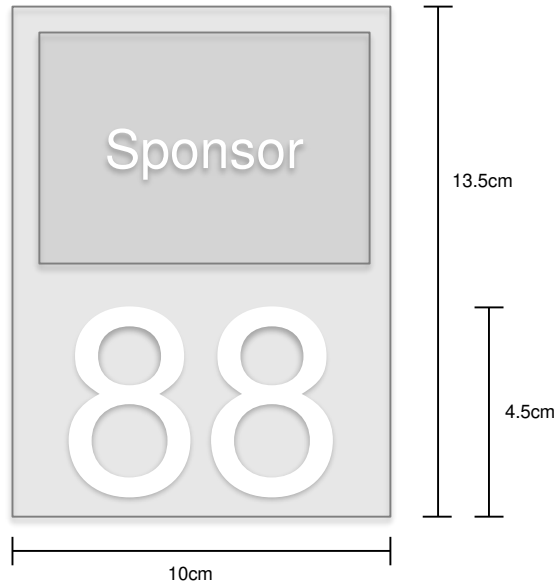
&

FIS Marketing AG
Ms. Sabine Mlekusch
Office: + 41 44 224 69 64
@: mlekusch@fismarketingag.com

4.3 Leader bibs



4.4 Leg bibs



Example: Leg Bib



Leg Bibs

Leg bibs need to be used during

- Mass starts
- Skiathlon
- Sprint Finals
- Pursuits
- Team Sprints and
- Relays

Each athlete has to wear a leg bib on the outside of each leg (2 leg bibs per athlete). The number on the leg bib has to match with the starting bib number.

Leg bibs must be self-sticking badges.

We recommend a size of 13.5x10cm. Whereas, the height of the number shall be minimum 4.5cm. Visibility will be lost, if a bigger badge will be used.

NSA is responsible for the production and provision of the leg bibs. The costs for production are to be borne by NSA.

4.5 Athletes' training, Warm-up & Forerunner bibs



Athletes' training bibs

Will be organized by FIS Marketing AG.

If desired, a maximum of 4 different NSA sponsor logos can be allocated on 8 logo areas. One sponsor can be shown several times. The costs per bib will be split 50:50 between FIS title sponsor and NSA.

Warm-up bibs

Will be provided by FIS Marketing AG. Please contact FIS Marketing AG at their arrival to hand over the Warm-up bibs. NSA is responsible for distributing and collecting them back. Please hand them over again to FIS Marketing AG right after the event, ordered by male / female and number.

Forerunner bibs

NSA has to produce them on their own. Only event sponsors and / or the resort name / logo are allowed on it.

4.6 Service bibs



Course 1, Course 2, Start/Finish, Staff bibs
With or without NSA logos

Course 1, Course 2, Start/Finish, Staff

Will be organized by FIS Marketing AG.

If desired, a maximum of 4 different NSA sponsor logos can be allocated on 8 logo areas. One sponsor can be shown several times. The costs per bib will be split 50:50 between FIS title sponsor and NSA.

4.6 Service bibs

Jury, FIS, FIS Marketing AG, FIS Service, Sponsor

No further action needed with these bibs. Bibs will be distributed by FIS and FIS Marketing AG.

Photo and ENG

Coordinated and distributed by FIS Media Coordinator and NSA Media Coordinator. Please hand them back again to FIS Marketing AG right after the event, ordered by number.

LOC Service

LOC / NSA service persons at the cross country course and in the start / finish area have to wear official bibs. If the NSA does not provide them on their own, FIS Marketing AG can provide NSA with LOC Service bibs at no extra cost. Please contact FIS Marketing AG. Only event sponsors and / or the resort name / logo are allowed on it.

NSA is asked to make sure that all staff on site knows about the various bib categories as well as the respective access areas.

5. TV, Web and print material

5.1 Use of FIS Cross Country World Cup logo

a)



b)



The use of the official FIS Cross Country World Cup logo is subject to a set of guidelines as outlined below. This logo is part of the corporate identity of the International Ski Federation (FIS). The FIS logo that it contains, as well as the abbreviation FIS and FIS Cross Country World Cup are registered trademarks of FIS.

NSAs are not allowed to bring the official World Cup logo in connection with another sponsor than the FIS World Cup title sponsor, in any manner.

- a) **Positive logo (blue outline)**
- b) **Negative logo (white outline)**

There are two different versions of the FIS Cross Country World Cup logo. The primary logo to be used is the positive logo. If the background is colored for some other graphical issues, the negative logo may be used.

The official FIS Cross Country World Cup logo must be included in all tools designed for promotional purposes (posters, flyers, tickets, the internet etc.).

5.1 Use of FIS Cross Country World Cup logo

c)



This frameless and the smaller version of the logos are only used on official FIS Cross Country World Cup installations or bibs and cannot be used for print, web etc. by NSA.

c) Only used for installations

d)



d) Only used for starting and leader bibs

5.1.1 General guidelines for use of logo

Size

As a rule of thumb, the official FIS Cross Country World Cup logo must cover 5% of the overall surface of any promotional tool it is placed on. In any case, the size of the logo may not be smaller than 39 mm (width for the portrait).

Logo Context, Frame, Position, Dimension



The integrity of the official logo must be secured through appropriate context. The official logo may not be overshadowed by other word marks or logos. Similar but unrelated marks may not be used in the same context to avoid establishing an inappropriate relationship. In general use, the logo is with a frame and should be positioned horizontally. As a rule, the logo is two-dimensional.

Colors

As a principle, the logo should always be printed in color.

For one-color use, the black and white versions are available on request.

The colors are defined as follows

	COLOUR NAME	CMYK - PROCESS	RGB - SCREEN	SPOT OR SPECIAL COLOURS
	FIS YELLOW	C000 M035 Y100 K000	R240 G171 B000	Pantone 130C
	FIS BLUE	C100 M089 Y000 K000	R000 G035 B149	Pantone Reflex Blue
	COOP DARK BLUE	C100 M050 Y000 K040	R000 G073 B126	#00497E
	COOP LIGHT BLUE	C050 M000 Y000 K000	R130 G208 B245	#82D0F5
	COOP GREY	C000 M000 Y000 K075	R100 G100 B100	#646464
	BLACK	C000 M000 Y000 K100	R000 G000 B000	-

Typeface

FIS uses the typeface Frutiger in all printed matter. In corporate applications, the official FIS typeface is Arial.

5.1.2 Official FIS World Cup titles

English: Coop FIS Cross Country World Cup

German: Coop FIS Langlauf Weltcup

French: Coop Coupe du Monde FIS de Ski de Fond

5.2 FIS Cross Country World Cup promotional material

FIS Marketing AG will provide NSA with templates for the FIS Cross Country World Cup promotional material.

All event related promotional materials have to include the official FIS World Cup logo, the logos of the FIS Title Sponsor, the Presenting Sponsor and Data and Timing Sponsor and the name of the FIS website www.fis-ski.com. Event related promotional materials include, but are not limited to, posters, programs, start and result lists etc.

All logos and templates will be available from FIS Marketing AG.

Advertisement in Official Program

The FIS sponsors have the right to place a one page advertisement DIN A 4, 4-color (or B/W in case of B/W program / result journal) in the official program / result journal for advertising purposes. Please communicate the size of the advertisement page in the official program to FIS Marketing AG **2 months before** the event.

Event Advertisement Material and Roll-Ups

If NSA is producing any event advertisement material or an event roll-up, the official FIS World Cup logo as well as the FIS Cross Country World Cup sponsors have to be included.

Approval

All event related print materials must be sent to FIS Marketing AG a minimum of 10 days before production for approval.

Ms. Sabine Mlekusch
Office: +41 44 224 69 64
@: mlekusch@fismarketingag.com

5.2.1 Design guidelines

Official Poster

To provide a consistent appearance for the FIS Cross Country World Cup in the promotional efforts world-wide, NSAs are required to use the official poster design. However, to cater for local needs, the design can be adjusted.

An example of the official poster can be found on the next page.

5.2.1 Design guidelines



Example of Official World Cup Poster

Cover Pages for the Official Program and Media / Team Guides

For reasons of consistency, FIS Marketing AG also provides NSAs with templates for the design of the cover pages for the official program. As in the case of the official poster they can be customized.

Start and Result Lists

The top and bottom banners for the start and result lists will be delivered directly to the Timing and Data Service provider by FIS Marketing AG.

Additional templates for further promotional materials can be made available on request.

5.2.1 Design guidelines

Accreditation Card

The accreditation card is a personalized card which confers on its holder the right to take part in a World Cup Event. It establishes the identity of the card holder and specifies the access rights and other privileges of the card holder for a particular World Cup Event.

Since season 2010/2011, a FIS season accreditation card has been developed and will be issued to a selected group of individuals. This card will be valid at all Cross Country World Cup Events. All other individuals will need to apply for a local accreditation.

To ensure branding consistency across the FIS season accreditation card and the local accreditation card, each NSA will be provided with a template that is to be used to produce the local accreditation card. The design is similar to the FIS season accreditation card but with slight modifications to allow for needs of the NSA.

Specifications of the Accreditation Card

The dimensions of the accreditation card should be approximately: 12.5 x 9 cm. The card can be printed on cardboard / paper and laminated or produced directly as a plastic card.

The principal elements to be visible on the card are:

- The official 2019/20 FIS Cross Country World Cup logo
- The official event logo
- The name of the event host and the date of the event
- A recent color photograph of the card holder (optional)
- Personal information about the card holder (name, function, responsible organization)
- Numerical codes (1 - 9) determining the zones to which the card holder is entitled to access. If NSA has access to additional areas, those can be added in this section
- Sponsor recognition through logos at the bottom of the card (front and back)
- Disclaimer

5.2.1 Design guidelines



FIS Season Accreditation Card

Process for Design and Approval of Accreditation Cards

Each NSA has to use the template provided by FIS Marketing AG as basis for the design of the local accreditation card.

Where it is not possible to use the exact template provided by FIS Marketing AG, NSA can develop their own layout but must work within the FIS Marketing AG guidelines. The photo on the card is optional.

Each NSA must present their accreditation card design to FIS Marketing AG for approval before the card is produced.

Local Accreditation Card

5.2.1 Design guidelines



- Team 1 (color: yellow)
- Limitation: according to size of the team
- Premium Parking - close to Team Service Village
- Free of charge



- Team 2 (color: red)
- Limitation: remaining team-related cars
- Parking close to Team and stadium
- Free of charge



- FIS Service (color: purple)
- FIS, STS; FIS Marketing AG
- Limitation: max. 15 Stickers
- Parking everywhere
- Free of charge



- TV compound (color: grey)
- Limitation: according to site inspection/space requirements
- Parking free of charge



- Media (color: green)
- Limitation: Parking Media
- Parking close to the Media Center
- Free of charge

Parking cards

FIS will print Cards mainly for Team 1, Team 2 and FIS Service. NSAs are responsible for printing their own parking cards, using the templates from FIS Marketing AG, as well as the cards for Media and TV.

Each NSA has the right to print their resort name / logo on the designated white space (Arial, color: black, size: 30 pt).

In total, there are 5 different groups: Team 1, Team 2, FIS Service, TV, Media.

Please send your layouts to FIS Marketing AG a minimum of **10 days before printing for approval.**

Parking cards

5.3 TV and Web

TV Production and Organization

The FIS, the respective NSA and its LOCs will undertake all possible steps together with the Host Broadcaster, respectively the TV rights holder, in order to reach a TV presence which will be as large as possible and to ensure top-quality production.

The NSA / LOC must contact FIS and the Host Broadcaster in due time, primarily about the camera positions and the places for advertising, as well as in regard to the program, the timing and the starting times.

The NSA, respectively the TV rights holder, is obliged to ensure that there is a live TV transmission in the country where the event takes places and that an international TV signal is made available.

5.3 TV and Web

FIS Title Sponsor



FIS Presenting Sponsor



FIS Data and Timing Sponsor

Data/Timing

Event Sponsors

--	--	--

Local Organizer's Website

All FIS Cross Country World Cup organizers are obliged to include the FIS Cross Country World Cup logo on their website, as well as the FIS Sponsors' logos (Coop, Audi, Data/Timing Sponsor).

To update your event site on the FIS Cross Country website please contact Doris Kallen at kallen@fisski.com.

Logo Presentation

All logos (official World Cup logo and sponsors logos) have to be on a white background and must have the same size in relation to each other. For the presentation only use the official labeling (see template).

Please link the respective logos to the following website

- World Cup logo: www.fis-ski.com/cross-country
- Coop logo: www.coop.no
- Audi logo: www.audi.com

6. Hospitality

6.1 Accreditation

Sponsors

If season accreditations are not valid, all sponsors shall receive LOC accreditations for their staff to access all necessary areas for fulfillment of their services, promotions and activities.

6.2 VIP tickets

FIS Marketing AG shall receive a total of 20 VIP tickets per event day to comply with the FIS Sponsors' contingents as stipulated in their respective sponsorship agreements.

The tickets get distributed by FIS Marketing AG along to the FIS Sponsors.

In case that more than 20 tickets are needed for sponsors, FIS Marketing AG will contact NSA/LOC to purchase additional tickets at preferable rates.

If there will be a Data/Timing sponsor in the future, the need of VIP tickets might increase.

7. Organizers checklist

7.1 Marketing material for NSA and FIS Sponsors

Advertisement material	Size / material	Time	Status
Installations			
Start installation “Interval start” Produce 4 x NSA sponsor space Produce 4 x Resort logo space	50 x 25cm / hard plates recommended with Velcro on back 75 x 13.6cm / hard plates recommended with Velcro on back	Ready at arrival of FISMAG team	
Start installation “Sprint start” Produce 21 x NSA sponsor space Produce 21 x Resort logo space	42 x 21cm / hard plates recommended with Velcro on back 75 x 13.6cm / hard plates recommended with Velcro on back	Ready at arrival of FISMAG team	
Start installation “Mass start” Produce 4 x NSA sponsor space Produce 4 x Resort logo space	60 x 30cm / hard plates recommended with Velcro on back 85 x 15.5cm / hard plates recommended with Velcro on back	Ready at arrival of FISMAG team	
Startlist boards for pursuit races Produce 3 x NSA sponsor space Produce 3 x Resort logo space	21 x 10.5cm / magnetic foil 35x 6.4cm / magnetic foil	Ready at arrival of FISMAG team	
Finish installation Produce 4 x NSA sponsor space Produce 4 x Resort logo space	60 x 30cm / hard plates recommended with Velcro on back 85 x 15.5cm / hard plates recommended with Velcro on back	Ready at arrival of FISMAG team	
Intermediate time installation Produce 2 x NSA sponsor space Produce 2 x TV / Host broadcaster logo space	60 x 30cm / hard plates recommended with Velcro on back 60 x 15cm / hard plates recommended with Velcro on back This amount only considers 1 intermediate timing installation. Please ask FIS about the exact amount of intermediate timing installations.	Ready at arrival of FISMAG team	
Award Ceremony Backdrop Produce 27 x NSA sponsor spaces Produce 1 x resort logo space	40 x 20 cm / hard plate with Velcro on back 85 x 15.5 cm / hard plate with Velcro on back	Ready at arrival of FISMAG team	
Interview / Leader Backdrops Produce 18 x NSA sponsor spaces Produce 1 x resort logo space	27.2 x 13.5 cm / hard plate with Velcro on back 70 x 10 cm / hard plate with Velcro on back	Ready at arrival of FISMAG team	
Press Conference Backdrop (FIS version) Produce 1 x resort logo space	85 x 15.5 cm / hard plate with Velcro on back	Ready at arrival of FISMAG team	

7.1 Marketing material for NSA and FIS Sponsors

Advertisement material	Size/ material	Time	Status
Sign in board for “Interval starts” Produce 8 sponsor logo bars Prepare 2 Plexiglas	140 x 10cm / stickers 140 x 110 x 1 cm	Ready at arrival of FISMAG team	
Coop arch	Prepare electrical socket (220 V) and a 5m extension cord and 6 wooden euro pallets to sustain the arch	Ready at arrival of FISMAG team	
Audi arch (or car display)	Prepare electrical socket (220 V) and a 5m extension cord and 6 wooden euro pallets to sustain the arch	Ready at arrival of FISMAG team	
Starting bibs			
Send layouts to FIS for approval	PDF	10 days before production	
Leader bibs			
Send layouts to FIS for approval	PDF based on FIS template	10 days before production	
Leg bibs			
NSA is responsible to produce and distribute leg bibs			
Print material			
Send all event related print materials to FISMAG for approval	PDF	10 days before printing	
Communicate size of ad page for FIS sponsors in official program (if any) to FISMAG		2 months before printing of program	
Use FIS Marketing AG templates for accreditation and parking cards, send for approval		10 days before printing	
Video spots			
Communicate specifics about the necessary video spot format to FISMAG		2 months before event	
Leader chair			
Prepare a stage and leader chair for interval starts		Ready at arrival of FISMAG team	

7.2 Requirements of FIS and FIS Marketing AG

Requirements	Time	Status
VIP tickets (incl. Event tickets and top hospitality package)		
20 VIP tickets for FIS sponsors	FISMAG will communicate all details to NSA/LOC prior to the event	
Accreditations		
If needed: For FIS sponsors' representatives	Amount and list with names will be communicated to NSA/LOC by FISMAG prior to the event	
Support crew		
2 fit persons to help the FISMAG team	Arrival until departure of FISMAG team	
4 persons to handle the ceremony backdrop together with FISMAG		
FIS Marketing AG implementation crew		
2 big parking spots next to event venue	Ready at arrival day until departure of FISMAG team	
If needed: overall accreditations (usually season accreditations are used)	Ready to be picked up at arrival of FISMAG team Exact amount of accreditations needed will be communicated before	
Heated room/container close to stadium with electricity & internet connection , 1 table, 3 chairs	Ready at arrival day until departure of FISMAG team	
1 skidoo with trailer for the exclusive use of FISMAG	Ready at arrival day until departure of FISMAG team	
hotel rooms (single rooms with full board) for FISMAG in the FIS hotel at the preferred FIS rate.	Arrival day until departure of FISMAG team Exact amount of rooms needed will be communicated before	

7.3 Technical infrastructure and power supply


Infrastructure & Supply	Placement	Time	Status
City Sprints			
12 heavy cement blocks to tie the 2 arches on (min. weight 50kg)		Ready at arrival of FISMAG team	
Mixed zone			
Fences, preferably LISKI design (http://www.liski.it)		Ready at arrival of FISMAG team	
Ceremony area			
Fenced off corridor for athletes in finish area Stage for media		Ready at arrival of FISMAG team Ready at arrival of FISMAG team	
Banner plan			
Set up a banner plan with all necessary information		2 months before event	
Wooden frames for banners			
According to the length of the course, prepare 4x1m and 4x1.5m wooden frames incl. posts and slats		Coordinate with FISMAG 2 months before Ready at arrival of FISMAG team	

7.4 Ideas for LOC websites

Content	Comment	Status
General Information		
Maps & Profiles	Competition & training courses, points of interest (wax cabins, press centre, race office, entrances, grandstands...)	
Race Program	Competition program, side events	
Contact information	Race office, press centre, waxing area	
News Section		
Behind the scenes	Preparation, FAQ, information about the venue	
Tickets	Prices, points of sale, link to online shop	
Transport & Accommodation	Contact information, fares, schedules, pick-up and drop-off points, rental car offer, etc.	
Teams		
Team Invitation	PDF Version	
Team Captains Meeting	PDF Version	
Competition Information	Program changes, official trainings	
Important deadlines		
Link to entry system		
Media		
Media Invitation	PDF Version	
Download section	Logos, Pictures	
Opening Hours	Press and sub press centre, accreditation, race office, etc.	
Internet connection Information	Up- and Downstream , Wi-Fi, LAN, rates, networks	
Sponsors (mandatory)		
Official World Cup logo	With hyperlink to FIS Website	
FIS Sponsor logos	With hyperlink to Sponsors` websites.	

8. Application instructions

8 Application instructions



Velcro application on installations

The application of the resort stickers and NSA sponsor stickers on various installations is ensured by the usage of Velcro strips.

On the following slides, you can see the exact measurements for the fixation of the Velcro on the changeable stickers, in order to ensure an adequate fixation on the installations.

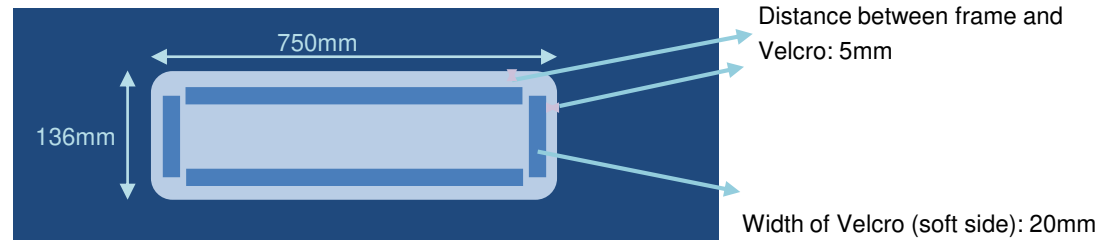
The soft side of the Velcro is affixed on the installation.

Example:


Overall measurement of sticker: 750mm x 136mm

The Velcro strip is fixed with a distance of 5mm inwards to the frame: 740mm x 126mm

The Velcro strip has a width of 20mm.



8 Application instructions



Velcro application on installations

The scratchy side of the Velcro shall be affixed on the back side of the changeable stickers.

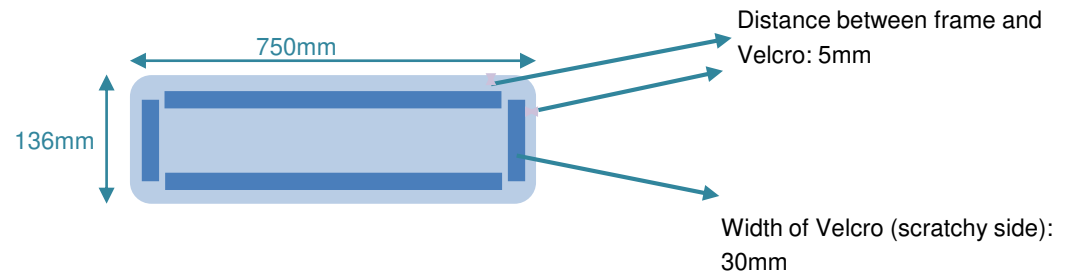
Example:

Overall measurement of sticker: 750mm x 136mm

The Velcro strip must be fixed with a distance of 5mm inwards to the frame: 740mm x 126mm

The Velcro strip shall have a width of 30mm.

The Velcro strip can also be applied as a full rectangle on the backside of the sticker.



FIS Cross-Country World Cup Production Checklist



When	From whom	What	Remarks
from now on	LOC	Official FIS World Cup Logo & FIS sponsors' logos: - FIS Title Sponsor: Coop - FIS Presenting Sponsor: Audi - FIS Data/Timing Sponsor: tbc For Tour de Ski OC's only: FIS Tour de Ski Logo	Integration on all print products and websites, please send all print products to FISMAG for approval min. 10 days before production
about 2 months before the event	LOC	production of all starting bibs (race bibs)	Design according to FIS Advertising Rules (AR) & FIS Marketing Guide (MG), amount in coordination with FIS staff, layout approval by FIS and FISMAG. Starting bibs are not allowed to collect back from the athletes.
about 2 months before the event	LOC	production of the leg bibs	Numbers according to the race bibs, each athlete needs two, used for: mass starts, skiathlon, sprint finals, pursuits, team sprints and relays; self stick badges, size as defined in MG
about 2 months before the event	LOC	production of all leader bibs / podium bibs	Basic layout will be available from FISMAG (with Coop Logo, Resort and Sponsor field), FISMAG is checking the logo sizes etc on arrival, if something is not according to the provided basic bib layout and the AR/MG, spare bibs without resort and LOC sponsor will be used.
about 2 months before the event	LOC	production of forerunner bibs	Amount: defined by LOC (not more than the amount of forerunners), according to sponsorship rules (see contracts and guides).
about 2 months before the event	LOC	production of LOC service bibs	Existing LOC service bibs can be used if they are according to the sponsorship rules. Please only provide the number of bibs to your crew that you also need, it should not be a special 'VIP' card for access to limited sport zones. If the LOC/NSA does not provide them on their own, FISMAG can provide them at no extra cost.
about 2 months before the event	LOC	Programme book (if produced)	1 full page for each FIS sponsor, please coordinate with FISMAG
about 2 months before the event	LOC	banner plan	Provided by LOC and sent out to TV, NSA, Swiss Timing, FIS and FISMAG.

When	From whom	What	Remarks
about 2 months before the event	LOC	Stadium banners	Produced and set up by LOC, LOC responsible for setting up a firm banner fence in the stadium incl. a firm wooden panel on top of the banners in order to affix the platinum circle (height: 25 cm). The banner fence therefore should have a minimum height of 125cm above snow level. ICR rules must be respected, take care of the needed sizes of the finish area and all other sport measurements in the stadium.
about 2 months before the event	LOC & FISMAG	allocation of sponsor positions for Coop & Audi	Agreement before the event about the FIS sponsors' positions.
about 2 months before the event	LOC	production of LOC sponsor logos on all installations	Sizes and materials are available in the AR/MG, please contact FISMAG in case of questions.
1 month before	LOC	production of resort stickers on installations	Sizes and materials are available in the AR/MG, please contact FISMAG in case of questions.
1 month before (if you use your own)	LOC	press conference backdrop	FISMAG will bring it and can be used by LOC, if LOC has an own backdrop they can use it if the FIS sponsors are integrated according to the AR/MG (approval by FISMAG before production).
1 month before	LOC	Local accreditation / local parking	A design template will be provided by FISMAG including logo bar for local sponsors.
1 month before	FISMAG	Audi installation (either car display or inflatable on course)	FISMAG will inform you 1 month before, electricity needs to be provided by LOC on the agreed TV position.
1 month before	LOC	ONLY FOR INTERVAL START: Plexiglass including sponsor bar sticker	Sponsor bar sticker needs to include FIS sponsors, approval by FISMAG, the exact size of the plexiglass defined in MG.
2 weeks before	FISMAG	Video spot for big screen in the stadium/course	30 sec Coop, 60 sec Audi, 30 sec Data/Timing Sponsor, FIS World Snow Day or Snow Kidz video must be played several times a day, FISMAG provides the spots.
1 day before arrival	LOC	supply of wooden frames and posts	For all sponsors on the specific banner positions on course.
1 day before arrival	LOC	electricity for all inflatables / arches / displays etc.	
1 day before arrival	LOC	Endless banners	Provided by LOC, respect sponsorship rules (FISMAG will bring neutral endless banners but please coordinate well in advance if you need their service).
Arrival FISMAG	FISMAG	banners on course for Coop & Audi	Set up by FISMAG on the agreed positions (frames and posts have to be provided by LOC).

When	From whom	What	Remarks
Arrival FISMAG	LOC	FISMAG volunteers	Fit persons to help the FISMAG team exclusively from arrival until departure, exact volunteers' numbers defined in MG.
On-Site	LOC	banners on course for LOC sponsors	Set up fences, install banners, build up and dismantling, attention: ICR Rules must be respected.
On-Site	FISMAG	Ceremony backdrop	Will be provided and set up by FISMAG, LOC sponsor stickers provided by LOC (see above), volunteers need to be available as support.
On-Site	LOC	Pit stop boxes in Skiathlon and mass starts with ski exchange	Branding right belongs to LOC, please respect ICR rules for the sizes.
On-Site	LOC	washing warm-up bibs	We may ask the LOCs to wash the womens` and mens` warm-up bibs before using them.
No action needed by LOC			
	FISMAG	production of the athletes' training bibs)	done by FISMAG
	FISMAG	production of all service bibs (Course, Service, Staff, SRS, Photo, ENG etc)	done by FISMAG
	FISMAG	production of all warm-up bibs	done by FISMAG Warm-up bibs must be collected from FISMAG and actively returned to them right after the last race.
	FISMAG	installing platinum circle	Appropriate fencing needed by LOC, FISMAG will show organizers how the 'quick flip' system works in case of multiple events.
	FISMAG	start-, intermediate and finish installations	FISMAG will bring them and set them up. Special arrangements are required for oversea races.
	FISMAG	ceremony backdrop including podium / leaderboard / interview backdrop	FISMAG will bring them and set them up. Special arrangements are required for oversea races.
	FIS	Season accreditation / season parking sticker	Design will be available for LOCs for local accreditation card.
	FISMAG	Ground markers in the stadium including distance markers	provided and set up by FISMAG
	FISMAG	Distance markers on course for bonus and intermediate	provided and set up by FISMAG
	FISMAG	inflatable in stadium/home stretch	provided and set up by FISMAG
	FISMAG	Bonus installation	FISMAG will bring it and set it up, including banner and distance markers around it. Special arrangements are required for oversea races.