

FIS World Cup - Snowboard Alpine

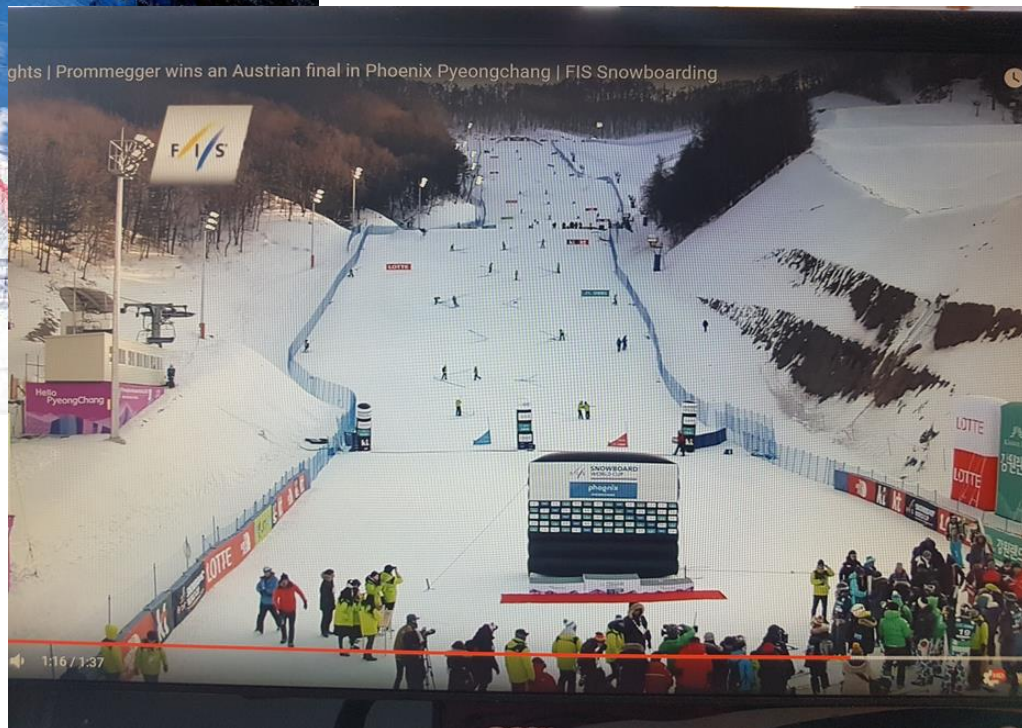

COURSE & VENUE PREPARATION

«best practises»


COURSE – Start to Finish



COURSE - Start to Finish



STAR PLATFORM & START AREA



STAR PLATFORM & START AREA



The advertising space is allocated as follows:

Presenting Sponsor:	2x (2x1m)
LOC Sponsor:	2x (1x1m) 1x (4x1m) 2x on start flaps
Data and Timing Partner:	2x (1x0.5m)
Resort Logo:	1x (2.3x0.6m)

Technical Information:
Size: 16m wide x 4m high x 1.5m deep.

- Requirements OC:**
- flat space of minimum 16m wide x 6m deep for start installation set up
 - Necessary Velcro type of LOC/sponsor advertising patches: scratchy

INTERMEDIATE TIMING



GATES & GATE FLAGS



COURSE - COLOR/ „DYE“



FINISH LINE




FINISH LINE

3.1.2 Finish installation / columns



Front view left column



Front view right column



View inner part of the column

The advertising space is allocated as follows:

Three logos on each column (frontside / backside / inside facing the finish line)

Presenting Sponsor:	4x (1.4m x 0.8m)
LOC Sponsor:	6x (0.8m x 0.8m)
Data and Timing Partner:	6x (0.8m x 0.3m)
Resort Logo:	6x (0.8m x 0.3m)

11



Technical Information:

Size per column: 4m high x 3.6m wide x 1.0m deep

Requirements OC:

- Necessary Velcro type of LOC/sponsor advertising patches: scratchy
 - Distance between the finish columns will be defined in close cooperation with the FIS technical delegate
 - Clean finish line area must be ensured
- > Please note that the columns cannot be affixed with ropes due to safety reasons

FINISH AREA & FINISH ZONE



FINISH AREA & FINISH ZONE



FINISH AREA & FINISH ZONE

3.1.3 Exit gate



The advertising space is allocated as follows:

Presenting Sponsor:	12x (0.25m x 0.13m)
LOC Sponsor:	18x (0.25m x 0.13m)
Resort Logo:	1x (1.8m x 0.4m)

Technical Information:

Size: 4m wide x 3.6m high x 0.3m deep

Requirements OC:

- Flat space of 4m wide x 1m deep in the finish area
- Necessary Velcro type of LOC/sponsor advertising patches: scratchy

FINISH AREA & FINISH ZONE

3.4 Award ceremony



The advertising on the podium is allocated as follows:

1 st position: Presenting Sponsor:	1x (0.5m x 0.25)
1 st position: Official WC logo:	1x (0.5m x 0.25m)
2 nd and 3 rd position: Resort identification:	2 x(0.5m x 0.25m)

Placement

The placement of the podium and the backdrop shall be determined by the FIS Race Director in cooperation with the Organizing Committee based on the best possible TV exposure.

FINISH AREA & FINISH ZONE



FINISH AREA & FINISH ZONE

3.4 Award ceremony



The advertising space is allocated as follows:

Presenting Sponsor	40% 28 x (0.25m x 0.13m) to be shared with Data&Timing
LOC Sponsor	40% 28 x (0.25m x 0.13m)
Resort	20% 14 x (0.25m x 0.13m) 1 x (2m x 0.4m)

Technical Information:

Size: 6m wide x 3m high x 0.3m deep

Requirements LOC:

- Production of all LOC Logo spaces (LOC & Resort) on installation
- Material: polyester film (Mylar firm) with Velcro type scratchy.

FINISH AREA & FINISH ZONE

3.5 Presentation backdrop



The advertising space is allocated as follows:

Presenting Sponsor	40% 12 x (0.25m x 0.13m) to be shared with Data&Timing
LOC Sponsor	40% 12 x (0.25m x 0.13m)
Resort	20% 6 x (0.25m x 0.13m) 1 x (2.00m x 0.40m)


Technical Information:

Size: 3.5m wide x 2.5m high x 0.3m

Requirements LOC:

- Production of all LOC Logo spaces (LOC & Resort) on installation
- Material: polyester film (Mylar firm) with velcro type scratchy

SNOW PREPARATION



COURSE SETTING & COURSE CREW



SPECTATORS & EMOTIONS



VIDEO WALL



MARKETING & COMMUNICATION



VIP PROGRAM



WINNERS PRESENTATION & AWARD CEREMONY



SPONSOR INSTALLATIONS & PROMOTION

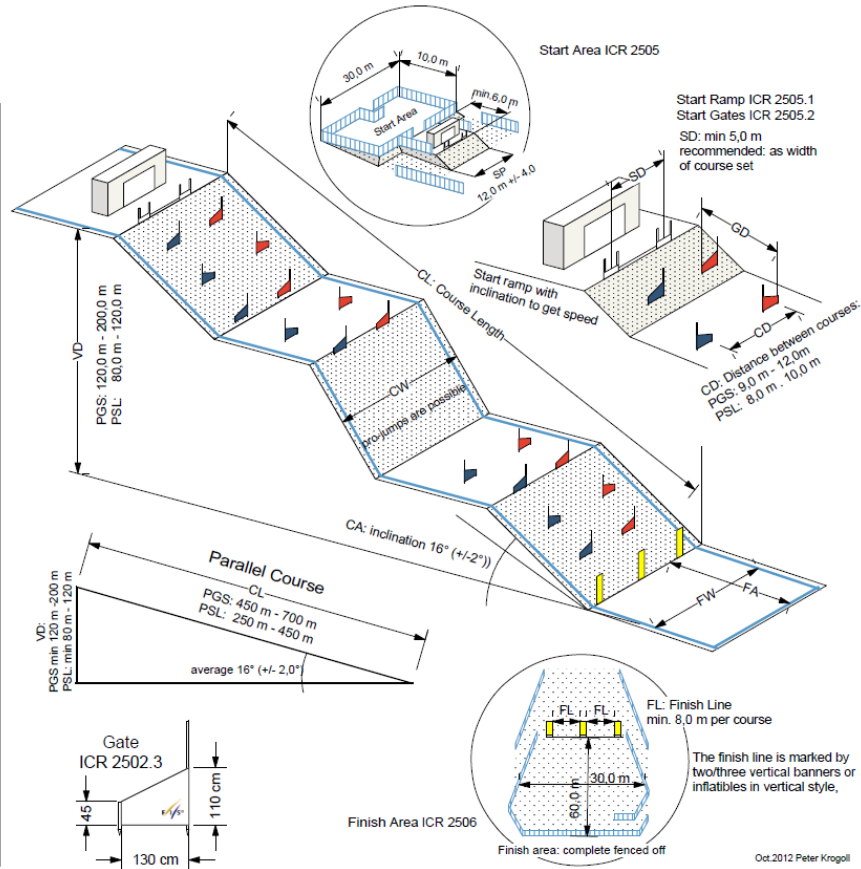


Parallel Snowboard – ICR VENUE SPECIFICATIONS



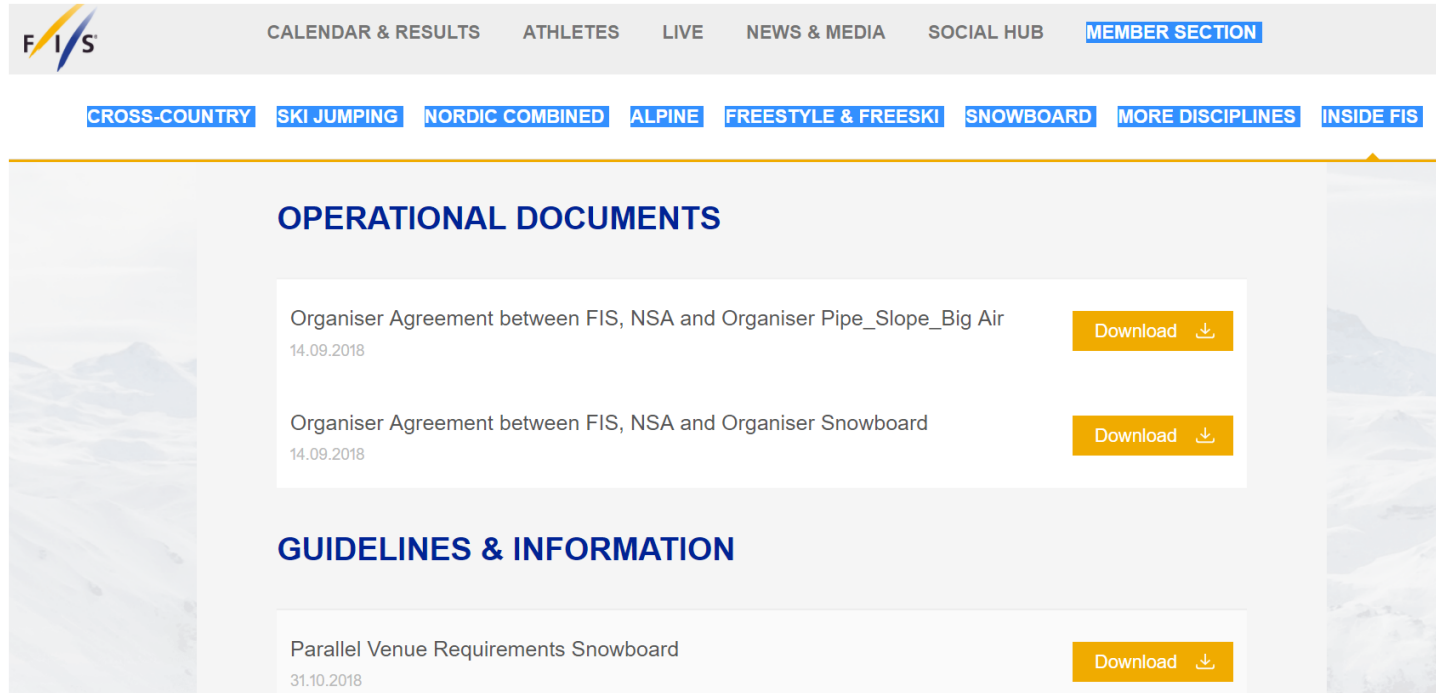
Parallel Events PGS / PSL Specifications ICR 2500

Code	Parallel Events Criteria ICR 2500	Measurement
CL (m)	Course Length (proportional to VD)	
	PGS Parallel Giant Slalom	450,0 m - 700,0 m
	PSL Parallel Slalom	250,0 m - 450,0 m
VD (m)	Vertical Drop (proportional to CL)	
	PGS Parallel Giant Slalom	120,0 m - 200,0 m
	PSL Parallel Slalom	80,0 m - 120,0 m
CA (°)	Course Angle (average)	16,0° (+/- 2,0°)
	CL and VD should be proportional to each other f.ex. Long course / high VD, Short course / low VD	
SW (m)	Slope Width	
	PGS Parallel Giant Slalom	min. 40,0 m
	PSL Parallel Slalom	min. 30,0 m
Pro-jumps are possible Exceptions are possible for in-city and ramp competitions		
Start Criteria		
SA (m)	Start Area	Length 10,0 m
		Width 30,0 m
SP (m)	Start Platform	Length min. 6,0 m
		Width: depending on the startgate Width 12,0 m (+/- 4,0 m)
SD (m)	Distance between start gates	min. 6,0 m
		Recommended: width of course set
Course Setting		
CD	Distance between courses	PGS Parallel Giant Slalom 9,0 m - 12,0 m
		PSL Parallel Slalom 8,0 m - 10,0 m
GD	Distance between Gates	PGS Parallel Giant Slalom 20,0 m - 27,0 m
		PSL Parallel Slalom 10,0 m - 14,0 m
Finish Criteria		
FL (m)	Finish Line (width per course)	min. 8,0 m
FA (m)	Finish Area Length	60,0 m (at 0,0°)
FW (m)	Finish Area Width	min. 30,0 m
Competition Level		
Level A	OWG, WSC, WJC, WC, YOG	
Level B	COC, UVS	
Level C	NC, FIS, EYOF, JUN	



Oct.2012 Peter Krogall

Parallel Snowboard – ONLINE (main documents)



The screenshot shows the FIS website's member section for snowboard. The navigation bar includes 'MEMBER SECTION' and various sport disciplines. Under 'OPERATIONAL DOCUMENTS', there are two entries for 'Organiser Agreement between FIS, NSA and Organiser' with download buttons. Under 'GUIDELINES & INFORMATION', there is one entry for 'Parallel Venue Requirements Snowboard' with a download button.

Document Title	Date	Action
Organiser Agreement between FIS, NSA and Organiser Pipe_Slope_Big Air	14.09.2018	Download
Organiser Agreement between FIS, NSA and Organiser Snowboard	14.09.2018	Download
Parallel Venue Requirements Snowboard	31.10.2018	Download

Snowboard Documents (all)

<https://www.fis-ski.com/en/inside-fis/document-library/snowboard-documents#655e0694e35a7b1828b0cf0b>

Parallel Snowboard – World Cup MAIN DOCUMENTS

PAR Venue Requirements

<https://www.fis-ski.com/en/inside-fis/document-library/snowboard-documents#af4a3ba0686a28195a670599>

ICR International Competition Rules

<https://www.fis-ski.com/en/inside-fis/document-library/snowboard-documents#655e0694e35a7b1828b0cf0b>

World Cup Rules

<https://www.fis-ski.com/en/inside-fis/document-library/snowboard-documents#655e0694e35a7b1828b0cf0b>

Advertising Rules Snowboard

<https://www.fis-ski.com/en/inside-fis/document-library/marketing#d599d1958cda7a7ac4b898c8>

Marketing Guide Snowboard Alpine and Snowboard Cross

<https://www.fis-ski.com/en/inside-fis/document-library/marketing#3bac7cbe84b9cce90a5e43d8>

Organisers Agreement Snowboard Parallel

<https://www.fis-ski.com/en/inside-fis/document-library/snowboard-documents#4380e295337a66c8794b9608>

World Cup Check List for Local Organiser

https://res.cloudinary.com/fis-production/image/upload/v1536922836/fis-prod/assets/World_Cup_Checklist_Snowboard.pdf

FIS Medical Guide

<https://www.fis-ski.com/en/inside-fis/governance/medical-iss>

...