

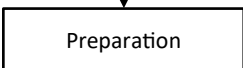
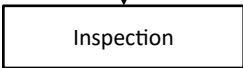


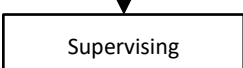





Hill Inspection Flow-Chart

version 2024_03
author: Hubert Mathis

The inspection includes checking the ski jumping hill profile and sport related facility according to ICR and NORM based on the specifications. As well for inspection of mat covered hills “Instructions for the Construction of Plastic Covered Jumping Hills” shall be observed. Structural engineering assessments (e.g. national building regulations) are not part of the inspection.

Process	Remarks	Documents
	The missions will be announced at the spring meeting	Annual minutes from the spring meeting
	The commissioned inspector contacts the hill operator/owner in due time before the inspection	
	The appointed inspector reviews the TD reports and the previous inspection report carefully.	TD Forms (fis-ski.com) Homologations (fis-ski.com) Contact the chairmen, if you don't find the documents online.
	The appointed inspector makes a detailed inspection on-site. The inspection includes all elements	01 inspection report 2024_03.docx (live.com) 02 list of photo points 2021_08.pdf (fis-ski.com) checklist homologation 2024_03.xlsx (fis-ski.com)
	The appointed inspector has to write an interim report within one month.	01 inspection report 2024_03.docx (live.com) Safe your file as follows: <i>ddmmyy_Place_HS_interim-inspection-report.pdf</i> <i>190702_Tschagguns_HS108_interim-inspection-report.pdf</i>
	The appointed inspector sends his personal expense sheet to the hill operator/owner due to one month.	FISExpensesheet_CHF.xlsx (live.com) FISExpensesheet_EUR.xlsx (live.com)
	The appointed inspector monitors the noted adjustments as agreed with the hill operator/owner. The adjustments must be proved by pictures.	
	The appointed inspector has to write a final report within one month.	Safe your file as follows: <i>ddmmyy_Place_HS_final-inspection-report.pdf</i> <i>190702_Tschagguns_HS108_final-inspection-report.pdf</i>
	After the final report is drawn up, the certificate is issued in accordance with the inspector's recommendations.	
	The chairman makes the invoice for the certification and checks receipt of payment.	